

Global Energy Policy Research | GEPR

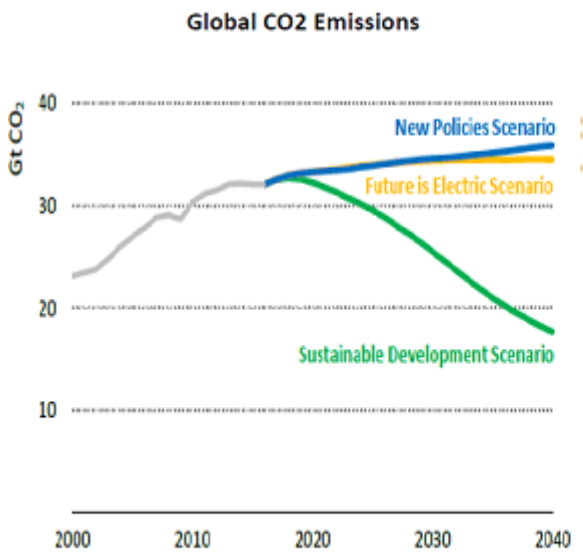
GEPR <http://agorajp.com/>

ASEAN

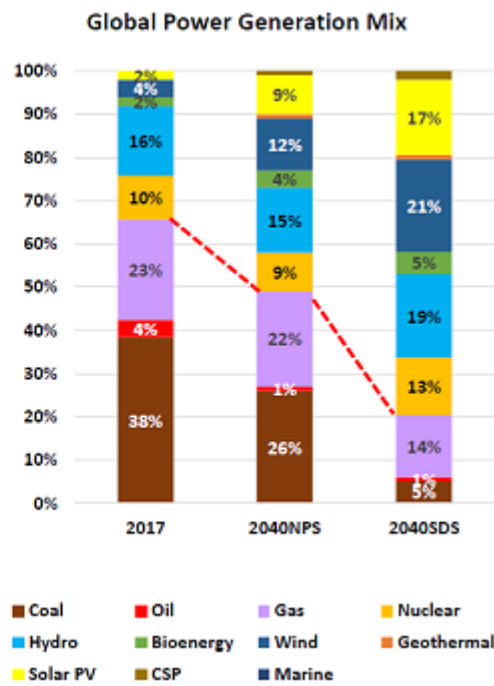
Tuesday, February 26th, 2019

2018 COP24

IEA NPS 1.5 SDS 38 2040 75

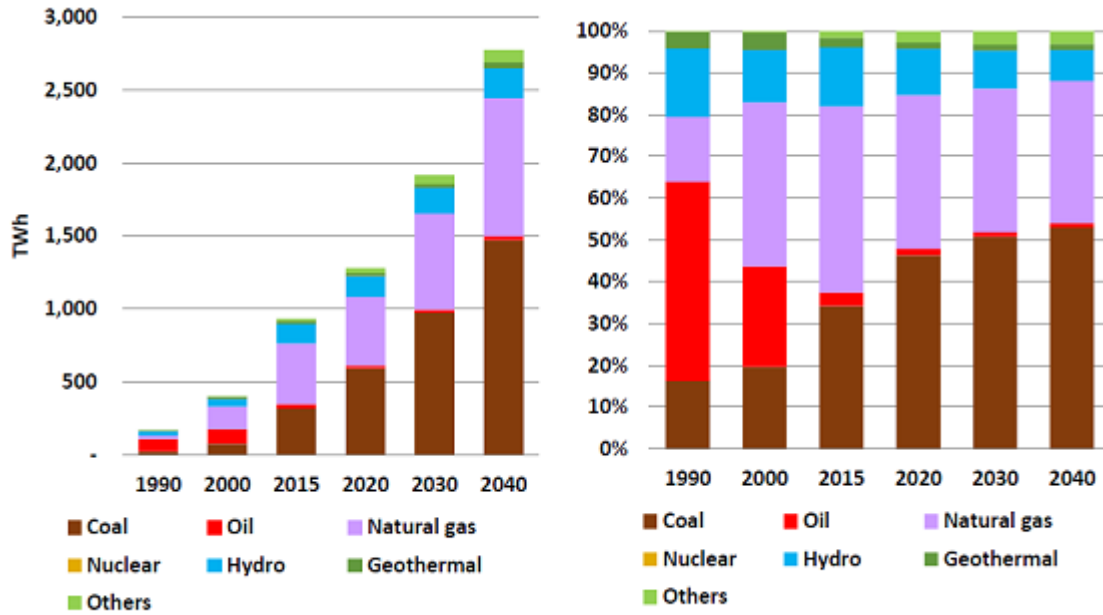


IEA World Energy Outlook 2018



CO2

SDS ASEAN ERIA 2040 ASEAN 4 30 50



Source : ERIA Energy Outlook and Saving Potential of East Asia Summit Countries 2018

ASEAN

2025 50 2040 44GW 25 GW 2030 53 100

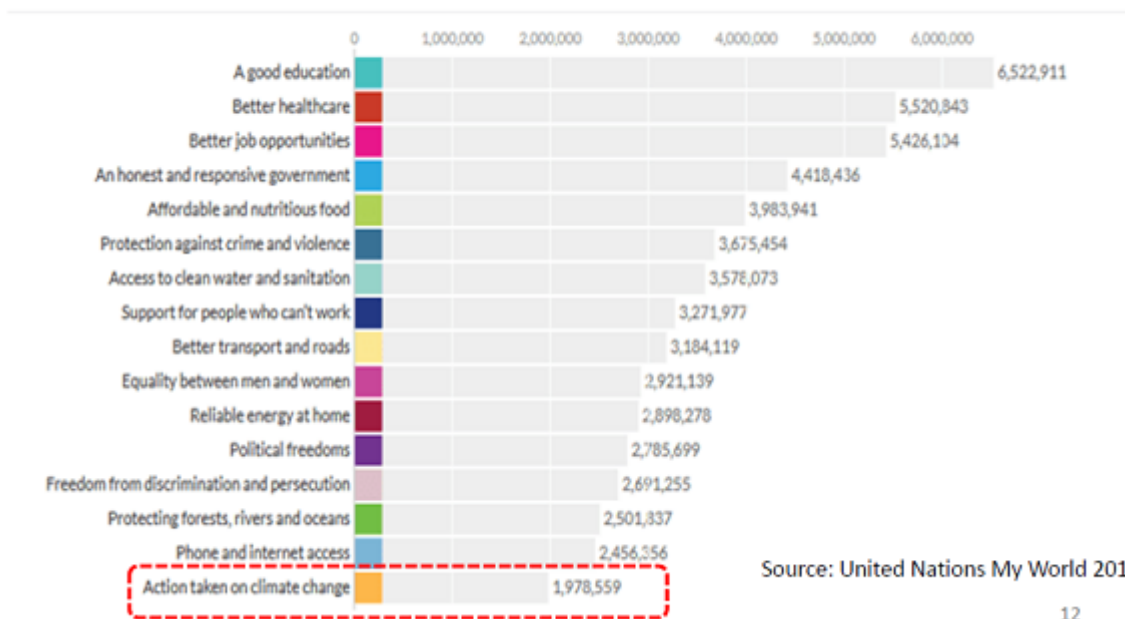
LNG

ASEAN HELE 11 EAS

ASEAN COP demonize, stigmatize COP dirty coal technology

SDG 2015 970 16

9,729,028 votes for All Countries & Country Groups / All Genders / All Education Levels / Age Group (All Age Groups)



12

????????????????????2015??

This entry was posted on Tuesday, February 26th, 2019 at 8:00 pm and is filed under ???, ?????
 You can follow any responses to this entry through the [Comments \(RSS\)](#) feed. Both comments and pings are currently closed.