Global Energy Policy Research | GEPR

GEPR??
????http://agorajp.com/???
???

?????????????????????????????

?? ??? ?? · Friday, August 16th, 2024

??
????

21?12????????????????????????Bürgergeld??????????????????????????23?1??????????????????????
???????????????????????????

Stadtratte/iStock

??
??
????????????????????????

???

??1??1???

????????????????????????????“??”???1??1??

???20???

????????????????

?????????????????????????????????????24?5??????????????????????????400???????????????IAB??

?????????????23???

??4??1????????10???????????????????????????2024???????????1??250?????4???

??

????????????????1???24??1????????????????????12?????????????????????????

?????????????????????OECD??????????????????????????1???

??12??“???”??

??72??

??

??????????????????120????????????????????4??1????3??400??????????120????????????????????????

????????120?????????????20???

?????????????????????????????????????2015??

?????????????8?12??? ??????????????????????

Posted in ???, ?? | No Comments »

????????????????? ????????????????? ???

GEPR??? · Friday, August 16th, 2024

songqiuju/iStock

2024?7?24???

??????????????????????????????????3???????????????(2023.02.04)????????????????????????????? ???????????????????1??

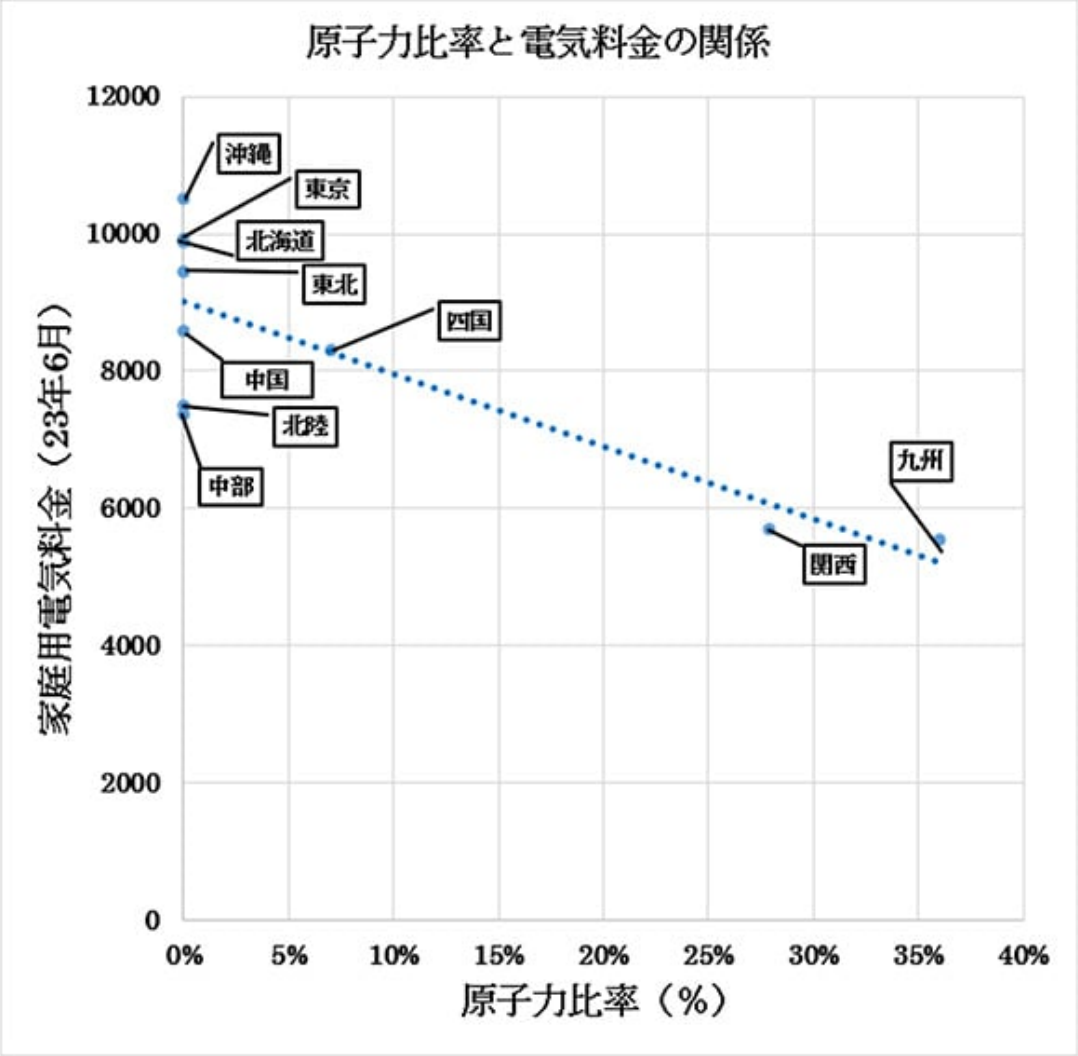

?1??????????????

??

??

1. ?????????

??3???????????????2022?????????2023??2025??????????????????????

??5??20??20???

??

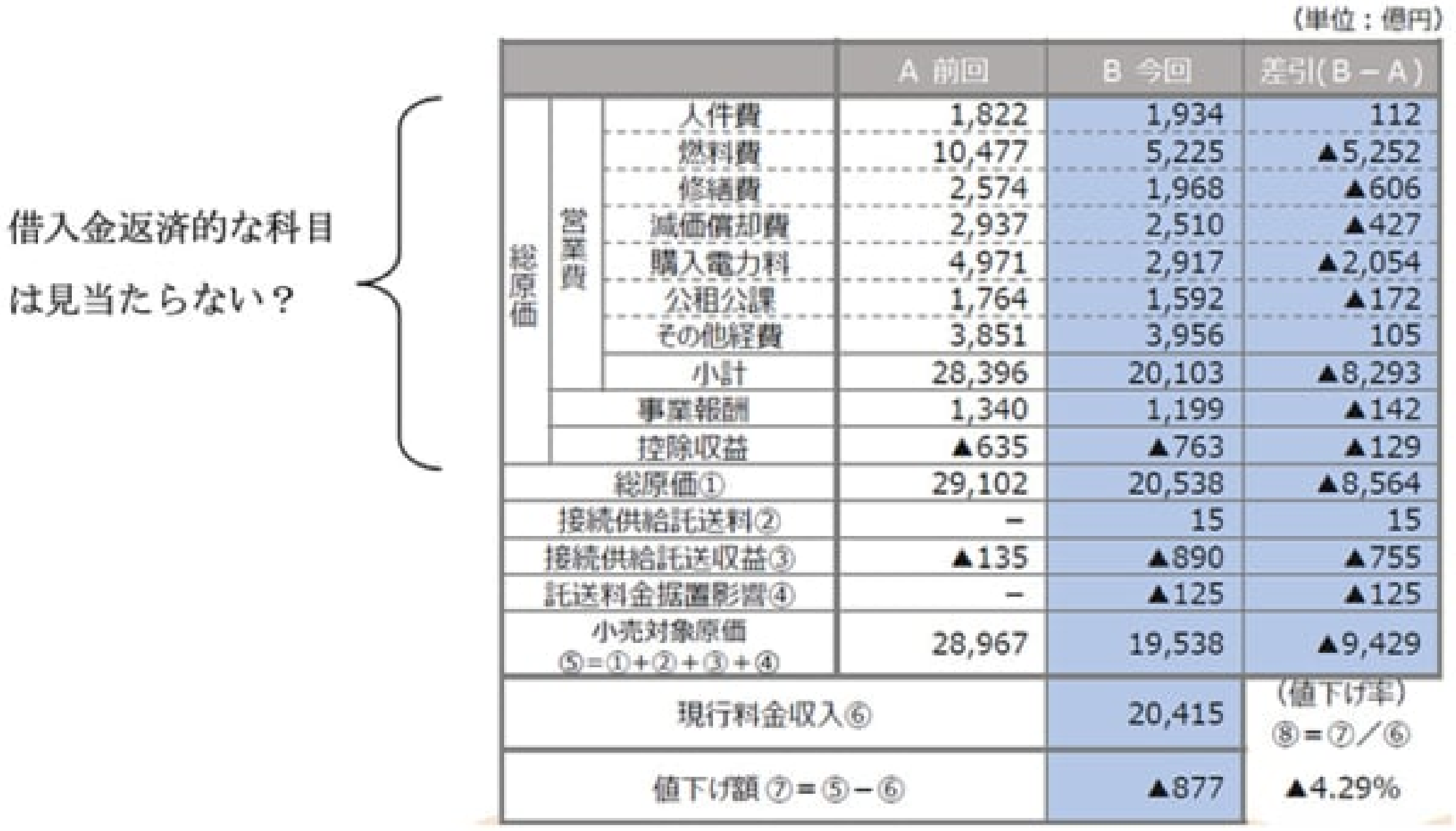

借入金返済的な科目は見当たらない？

（単位：億円）

			A 前回	B 今回	差引(B－A)
総原価	営業費	人件費	1,822	1,934	112
		燃料費	10,477	5,225	▲5,252
		修繕費	2,574	1,968	▲606
		減価償却費	2,937	2,510	▲427
		購入電力料	4,971	2,917	▲2,054
		公租公課	1,764	1,592	▲172
		その他経費	3,851	3,956	105
		小計	28,396	20,103	▲8,293
	事業報酬		1,340	1,199	▲142
	控除収益		▲635	▲763	▲129
総原価①			29,102	20,538	▲8,564
接続供給託送料②			－	15	15
接続供給託送収益③			▲135	▲890	▲755
託送料金据置影響④			－	▲125	▲125
小売対象原価 ⑤＝①＋②＋③＋④			28,967	19,538	▲9,429
現行料金収入⑥				20,415	（値下げ率） ⑧＝⑦／⑥
値下げ額 ⑦＝⑤－⑥				▲877	▲4.29%

?1?2017?????????????????????????

?1??2017?? ????????????????????????

※このﾓﾃﾞﾙは「超ﾄﾞﾝﾌﾞﾘ経営のすすめ：和仁達也氏55頁を加筆引用」

?2??????????????
????????????website

?3?2008??2018?? ????????????????????????

2015????????????????????????????????????2018??? ??

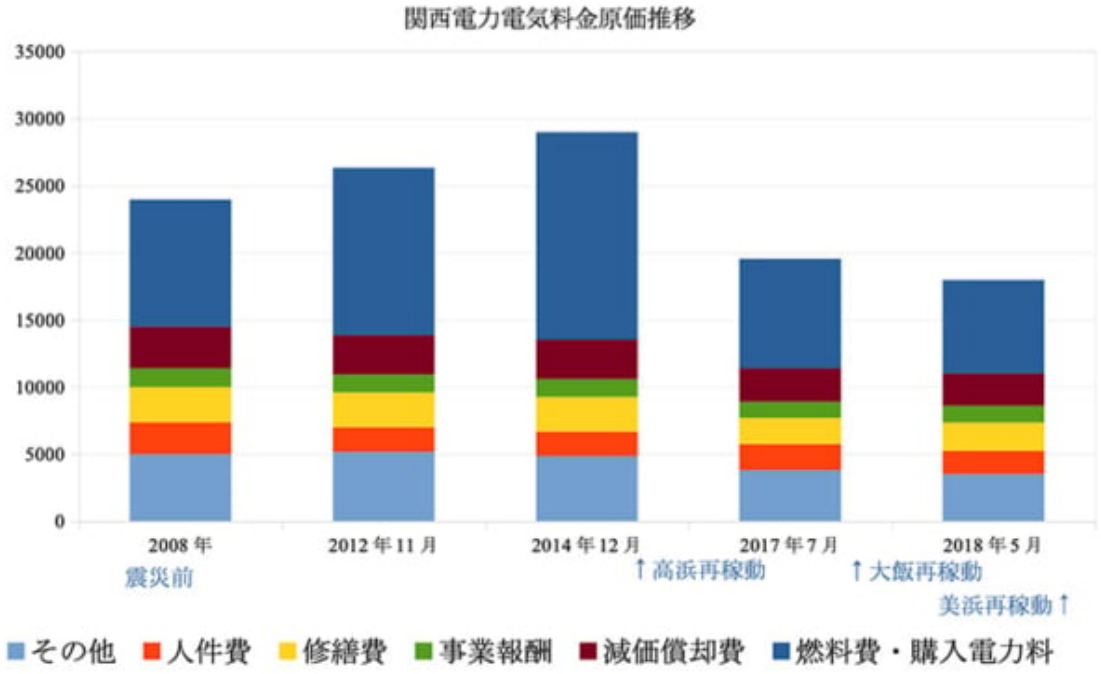

?3?2008??2018????????????????

2. ???????????????

??

??

??
??

??
??????????????????

??
??

??
???

??
??????????????

3. ????????????

??

?4????????????????????????????????????5???3????????????????????

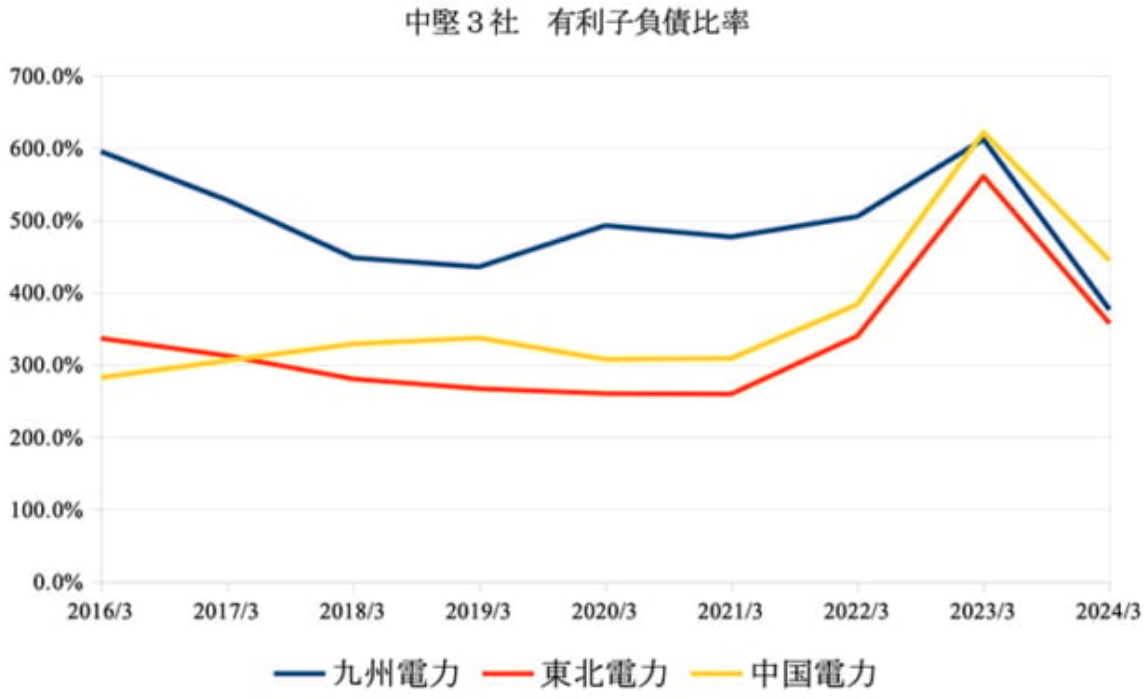

?4???3????????????????????????????????

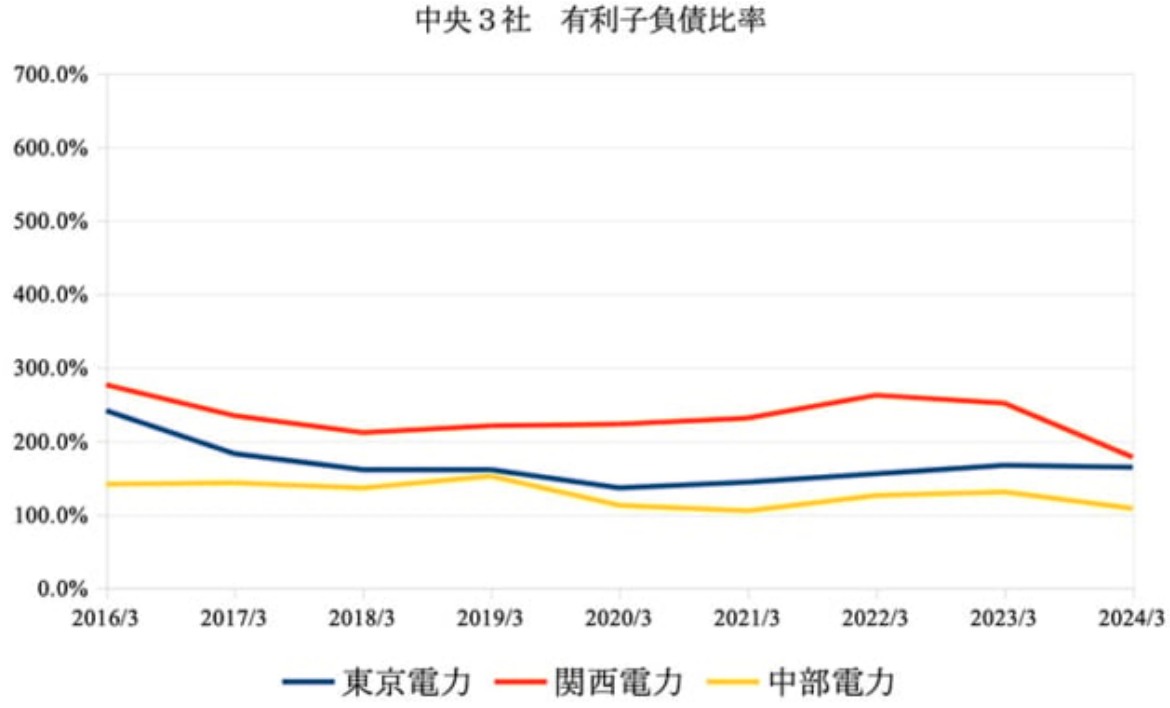

?5???3????????????????????????????????

??3??????????????????????????????

??????????????????????????2022???
??????????????????????????????????????

2024?3?????3?????????????????????3??100%??????????????????

??? ?? ??????

?

??? ??

1966?????1990??

Posted in ???????????, ??? | No Comments »

????????????????????

?? ? · Wednesday, August 7th, 2024

imagedepotpro/iStock

???????????????Climate4you???????????4?”for”???????????????????????????Ole Humlum?????????????????????????????

??

???????????????The State of the Climate?????????????????????????????????????7?20?????????64????????????????????????????????

??????????????????????

> **SHORT SUMMARY OF OBSERVATIONS UNTIL JUNE 2024**
>
> 1: Observed average annual global air temperature change last 30 years is about +0.016oC (UAH). If this change rate remains stable, additional average global air temperature increase by year 2100 will be about +1.2oC.
>
> 2: Tide gauges along coasts indicate a typical global sea level increase of about 1-2 mm/yr. Coastal sea level change rate last 100 year has essentially been stable, but with periodic variations. If change rate remains stable, global sea level at coasts will typically increase 8-16 cm by year 2100, although many locations in regions affected by glaciation 20,000 ago, will experience a relative sea level drop.
>
> 3: Since 2004 the global oceans above 1900 m depth on average have warmed about 0.037oC. The maximum warming (about 0.2oC, 0-100 m depth) mainly affects oceans near Equator, where the incoming solar radiation is at maximum.
>
> 4: Sources and sinks for CO2 are many. However, changes in atmospheric CO2 follow changes in global air temperature, and changes in global air temperature follow changes in ocean surface temperature.
>
> 5: There is no perceptible effect on atmospheric CO2 due to the COVID-related drop in GHG emissions 2020-2021, demonstrating that natural sinks and sources for atmospheric CO2 far outweigh human contributions. Therefore, any future reductions in the use of fossil fuels are unlikely to have any significant effect on the amount of atmospheric CO2.
>
> **2024?6???????????**
>
> 1???30??????????????????????+0.016??UAH??????????????????2100????????????????+1.2? ??????
>
> 2?????????????????????1?2mm/????????????????100???2100??????????8?16cm???????20,000??
>
> 3?2004??????1900m?????????????0.037???????????????????0.2????0?100m???????????????????????????????????
>
> 4?CO2?????????????????????????CO2???
>
> 5?2020?2021??COVID???GHG?????????????CO2?????????????????????CO2???CO2????????????????????????

??????????

???4?5??

4??CO2?????????????????????????????????CO2?????
??

??1000????????????????????
???1000??

??
??
????

TV??

??CO2????????????????????
??

????????????????

??????15??5????????????????????
??

??
??
????????

??1000????????????????????

??

???????????

??
??
??

????????????????????????Pacific Decadal Oscillation?PDO????????????????????Atlantic Meridional Overturning Circulation?AMOC??PDO???????????

??
????????????????????????????????????

????CO2???????

????????5????????????????IPCC????????????????????????????????2021?4????????????????????
CO2????218.2 Gt-C/????????????CO2????215.0 Gt-C/??????3.2 Gt-C/????????????????2ppm????????????????????Gt-C/????????????10^9???/????????

?????????????CO2?????8?9 Gt-C/?????????????????6.4 Gt-C/????????????????CO2?????2.9%????????????????5????????????????????

?CO2?????2.9%???????????CO2??2020?2021??COVID???????????????????????CO2???????????????????????????????CO2???????????????50???

???????CO2???200 Gt-C/??????????????????????????????3?4 Gt-C/??

??????CO2?3.2 Gt-C/?????????CO2?6.4 Gt-C/??**????????**?????IPCC?????????????CO2?**???**??

IPCC?????????????????CO2???????????????CO2???200???2021??????????

????????????????CO2???CO2??8/218.2?3.6%?????????????3.2×0.036?0.11 Gt-C/??????????????????2ppm??????0.07ppm???????????????????????????????????????

???IPCC??????????????????????????CO2????????????????????????????CO2??????(?2ppm???4?5 Gt-C)?????????????????

??????????CO2?????????????????????????????????????CO2?????????????????????????150???????CO2??100??????????????CO2?????????????????????????????????CO2????????????????????????

???CO2??????????

????????4?????????????????CO2???CO2????????

????CO2???CO2????????????????????

?????????????CO2????????????????????1???

?????????????

???1998??2010??2016??2020??????????2023??

?????????????????????????????2022?2024???2022?1???????????????????????????????

???10???????????

???22?1?????23??

??????????????1???3?????????????Polar Vortex??SSW????????SSW????2??1??????23?24???????3???SSW???

??????????????????

??CO2??????????????CO2???????????

??CO2???

Posted in ???, ????? | No Comments »

???????????????????????????

?? ?? · Tuesday, August 6th, 2024

??????????HP??

???

??

??

???????????????????????Merkur.de??????

????????????????????????????????

> - ?????????????????????????????
> - ?????????????????????EU??????????????????????
> - 2023?3???????X??
> - ????? “??????????????????????????de-industrization??????????????????????????????????2??????????????????????????????????????”???”?

????????????????2???

SENATOR VANCE DELIVERS A “WAKE UP CALL” TO MUNICH SECURITY CONFERENCE

?????????????????????????NATO??????????????????????????????????munition???????????????????????????NATO?????????????????????????3??????????????

> ?????????GDP???GDP???
>
> ???NATO????70???80???90???
>
> ??????????????10??????????????????????????????10??????????????10???20???

??

??

???

?

Posted in ??????????, ??? | No Comments »

??????????????????????????

?? ?? · Monday, August 5th, 2024

GX2040?????????????
????HP??

??

??????????????????????????

??

???????????????????????SAF

??
??????????????????????????????

????????????????????GX???????????10???150???
????????????150???????????120????????????????????????????

??

?????????????????????8????????????????

??????????8?9?2125????10??1300?

??
?????????????????

?

Posted in ???????????, ??? | No Comments »

?????????????????????????????? ???

GEPR??? · Friday, August 2nd, 2024

Alberto Masnovo/iStock

???????????????????????????

??

1. ???????????????

??2????????????1???????????????????????????????0??24?????????????KW???

?1?????????????????2???

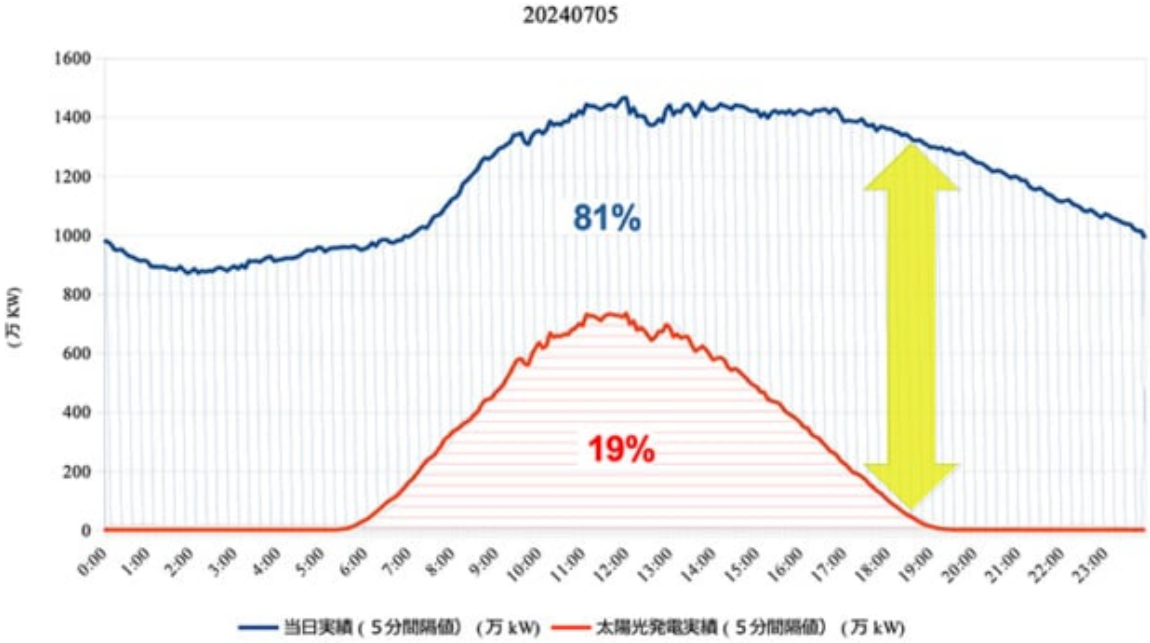
20240705
1600
1400
1200
1000
800
600
400
200
0
（万 kW）
81%
19%
0:00
1:00
2:00
3:00
4:00
5:00
6:00
7:00
8:00
9:00
10:00
11:00
12:00
13:00
14:00
15:00
16:00
17:00
18:00
19:00
20:00
21:00
22:00
23:00
当日実績（５分間隔値）（万 kW）
太陽光発電実績（５分間隔値）（万 kW）

?1??????????????
???????????????**?????19%**??????
??


20231207
1600
1400
1200
1000
800
600
400
200
0
（万 kW）
83%
17%
0:00
1:00
2:00
3:00
4:00
5:00
6:00
7:00
8:00
9:00
10:00
11:00
12:00
13:00
14:00
15:00
16:00
17:00
18:00
19:00
20:00
21:00
22:00
23:00
当日実績（５分間隔値）（万 kW）
太陽光発電実績（５分間隔値）（万 kW）

?2??????????????
?????????????????**?????17%**??????
??

????????????????????????????????12??
???

???**18%??**????????????
???

???????????????18??19???

????3???????????????????????4%?????????????96%??

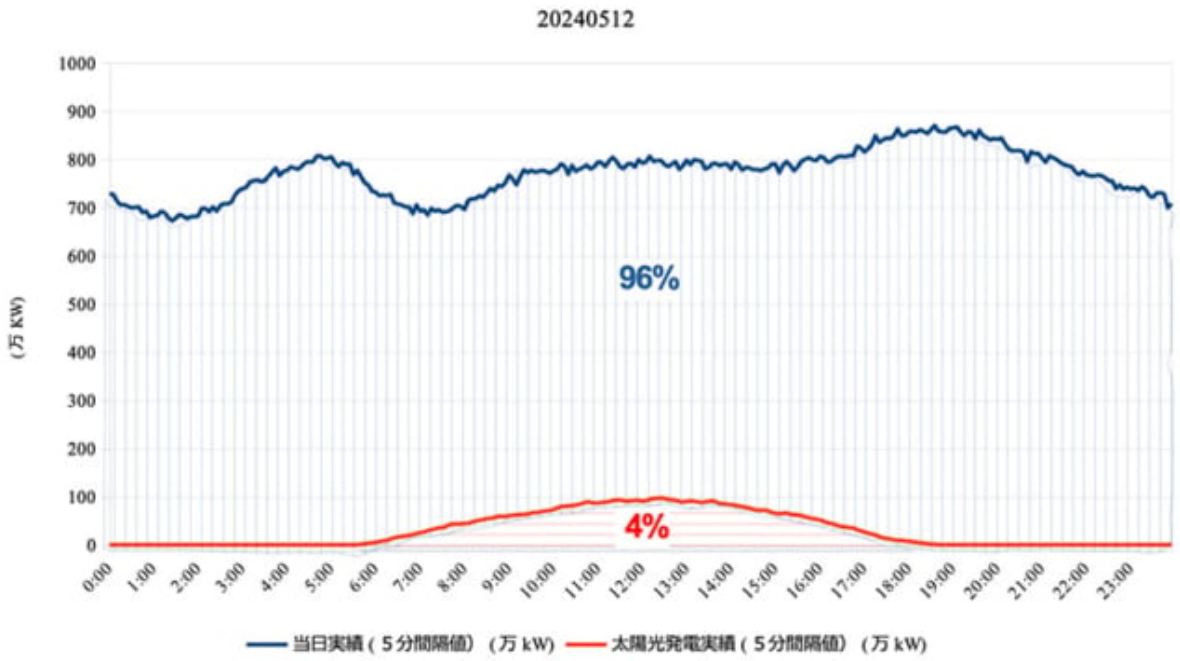

?3??????????
????????????????????????**?????4%**??????????

????????????????100%???**??????????????????????????????????????**?

?????????????????????4???????????2024?5?4????????????????????7?9??

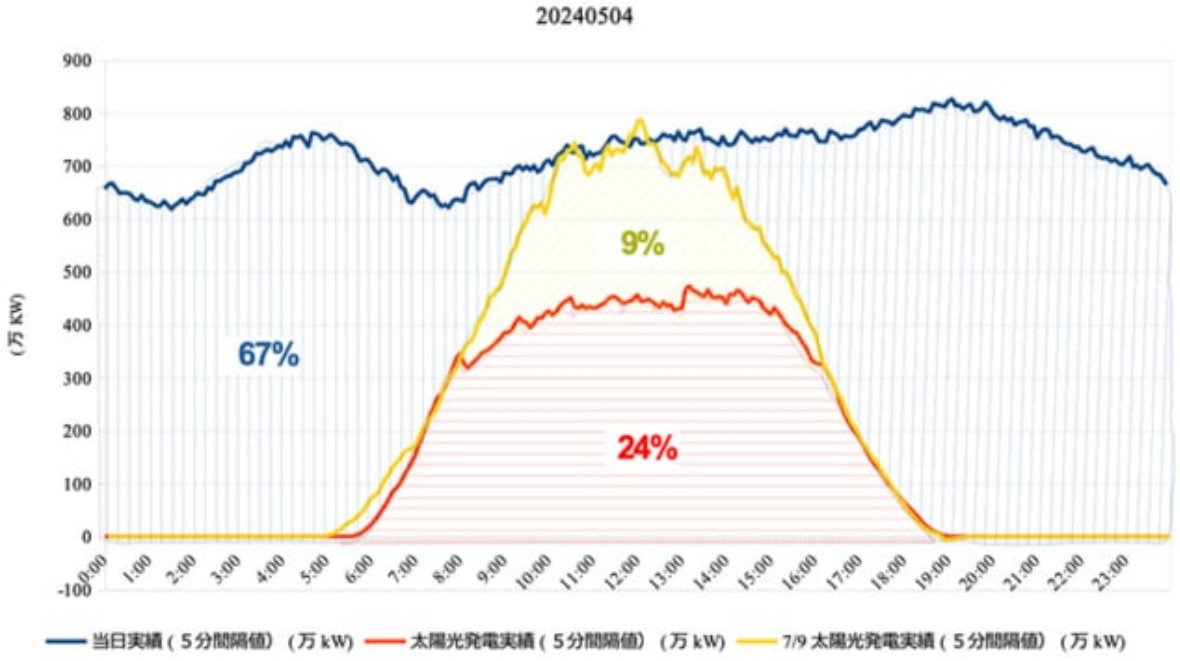
20240504
900
800
700
600
500
400
300
200
100
0
-100
（万 kW）
67%
9%
24%
0:00
1:00
2:00
3:00
4:00
5:00
6:00
7:00
8:00
9:00
10:00
11:00
12:00
13:00
14:00
15:00
16:00
17:00
18:00
19:00
20:00
21:00
22:00
23:00
当日実績（5分間隔値）（万 kW）
太陽光発電実績（5分間隔値）（万 kW）
7/9 太陽光発電実績（5分間隔値）（万 kW）

?4??????????????????????
??

??
??

??
?**???????????????????????????????????????**??????????????????

2. ??????????????

???????????????????????????????????web???????????????????????????????MW??????????????1??
???????????????????????????

???????????????????????5?????????1???

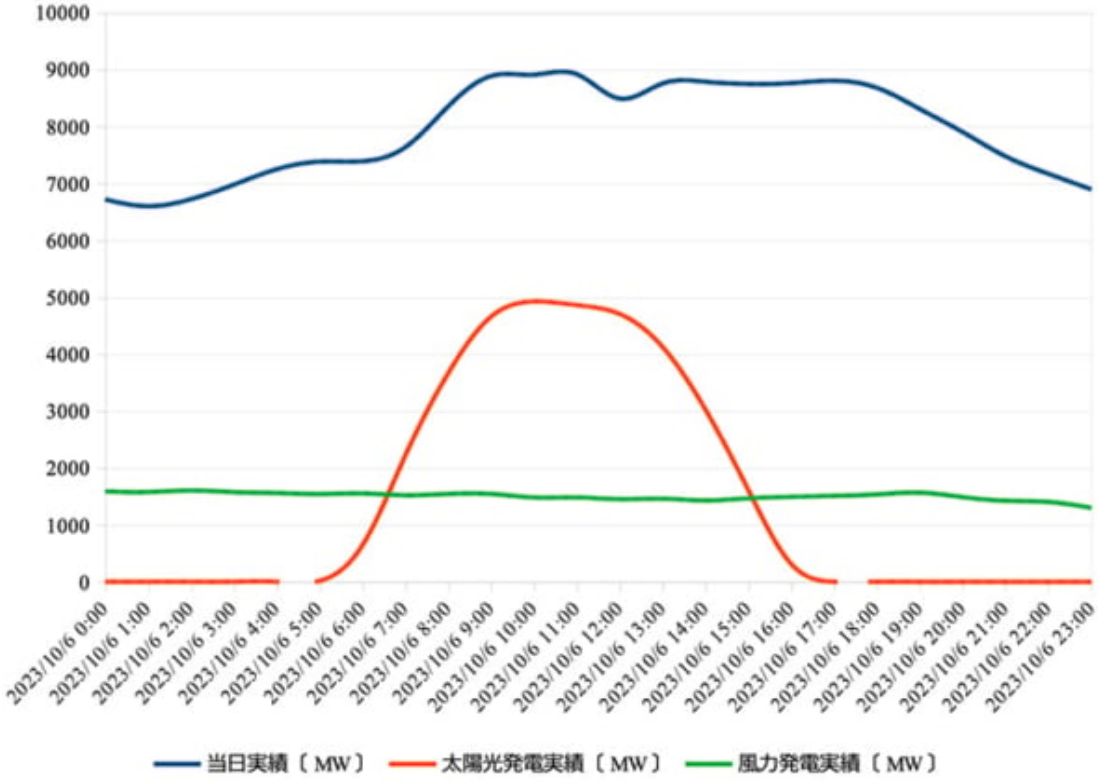
10000
9000
8000
7000
6000
5000
4000
3000
2000
1000
0
2023/10/6 0:00
2023/10/6 1:00
2023/10/6 2:00
2023/10/6 3:00
2023/10/6 4:00
2023/10/6 5:00
2023/10/6 6:00
2023/10/6 7:00
2023/10/6 8:00
2023/10/6 9:00
2023/10/6 10:00
2023/10/6 11:00
2023/10/6 12:00
2023/10/6 13:00
2023/10/6 14:00
2023/10/6 15:00
2023/10/6 16:00
2023/10/6 17:00
2023/10/6 18:00
2023/10/6 19:00
2023/10/6 20:00
2023/10/6 21:00
2023/10/6 22:00
2023/10/6 23:00
当日実績〔MW〕
太陽光発電実績〔MW〕
風力発電実績〔MW〕

?5????????????????
??1?????????????

????????????????????6???6????????????
????????

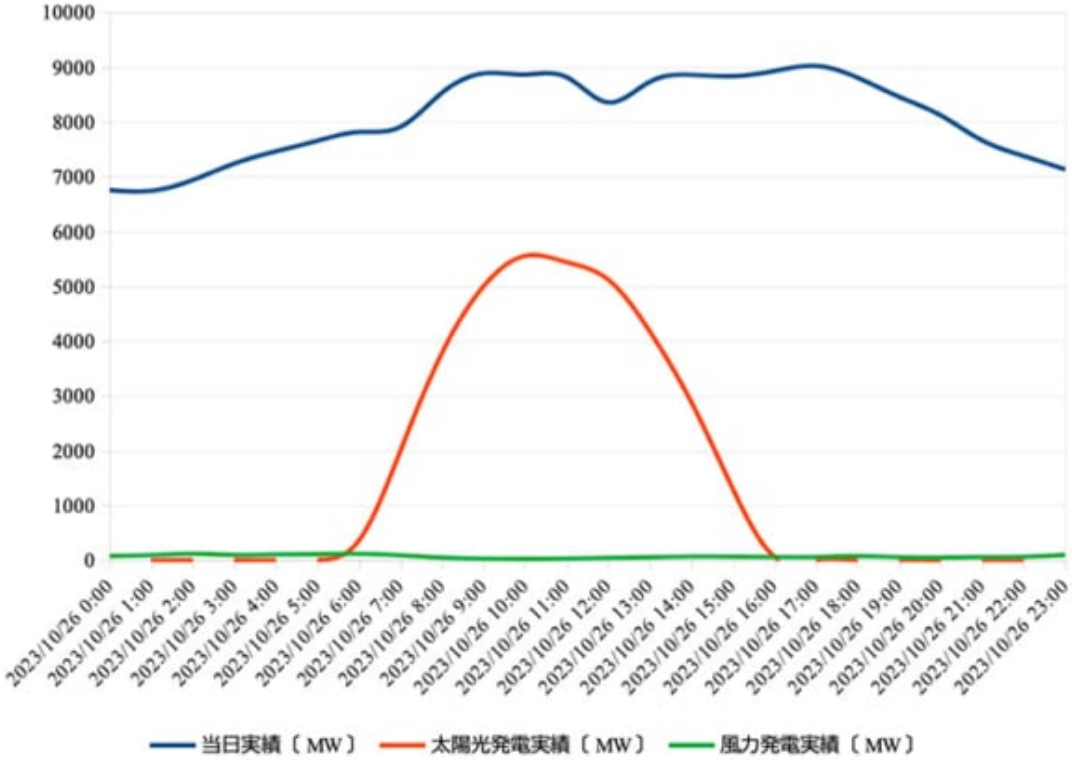
10000
9000
8000
7000
6000
5000
4000
3000
2000
1000
0
2023/10/26 0:00
2023/10/26 1:00
2023/10/26 2:00
2023/10/26 3:00
2023/10/26 4:00
2023/10/26 5:00
2023/10/26 6:00
2023/10/26 7:00
2023/10/26 8:00
2023/10/26 9:00
2023/10/26 10:00
2023/10/26 11:00
2023/10/26 12:00
2023/10/26 13:00
2023/10/26 14:00
2023/10/26 15:00
2023/10/26 16:00
2023/10/26 17:00
2023/10/26 18:00
2023/10/26 19:00
2023/10/26 20:00
2023/10/26 21:00
2023/10/26 22:00
2023/10/26 23:00
当日実績〔MW〕
太陽光発電実績〔MW〕
風力発電実績〔MW〕

?6?????????????????????

???????????????????

?????????????????????????????**???**?????????????

???

?

??? ??
1966?????1990??

Posted in ???????????, ??? | No Comments »

??????????????????????

?? ?? · Thursday, August 1st, 2024

????????2??

7?26?????????????????????????????2??

???**??????????????**??????????????????????

?12?????????????????????????????????????

???? ?????????????????????????????????——????????????

D-1破砕帯及びK断層の調査状況及び評価

◆ K断層はD-1破砕帯ではなく、
２号機原子炉建屋まで延びない

（薄片観察結果）
- K断層はD-1破砕帯（G断層含む）と変位センスが異なる。
［K断層：逆断層の変位センス
D-1破砕帯(G断層含む)：正断層の変位センス］

（追加のLカットピット、西側ピットの地質観察結果）
- K断層は岩盤まで達し、D-1トレンチ内で走向がN-S方向からNNW-SSE方向に変化することから、２号機原子炉建屋まで延びないことが示唆される。

（B14-2ボーリングの追加の薄片観察結果）
- D-1トレンチ南方のB14-2ボーリングにおいて、断層ガウジが３箇所で確認されたが、K断層の特徴である逆断層の変位センスは認められなかった（いずれも正断層の変位センスである）。
- したがって、K断層は少なくともB14-2ボーリングよりも南方には延びないと判断される。

◆ G断層はD-1破砕帯である
- 走向傾斜が類似している。

（追加の薄片観察結果）
- D-1破砕帯とした破砕部（D-1既往露頭、ボーリング、D-1トレンチ）について、薄片観察を追加実施した。
- D-1破砕帯及びG断層とも正断層の変位センスであることから、G断層はD-1破砕帯である。

◆ D-1破砕帯（G断層含む）及びK断層は後期更新世以降に活動していない

（D-1トレンチの追加の年代分析結果）
- D-1破砕帯（G断層含む）及びK断層は、⑤層下部に覆われる（両者は⑤層下部の地層が堆積した以降は活動していない）。
- ⑤層下部で追加実施した年代分析の結果、⑤層下部は約12～13万年前頃の地層と判断された（美浜テフラが検出された）。
- したがって、⑤層下部に覆われるK断層及びD-1破砕帯（G断層含む）は、約12～13万年前以降に活動していない。

Ｄ－１破砕帯及びK断層は、後期更新世以降の活動はない。
したがって、耐震設計上考慮すべき活断層ではない。

4

D-1??????K????????????????????

??????3??

K???D-1????????2?????????????

G???D-1??????

D-1????G????????K??????????????????

?????????????

???

?????“??????????????”????????????????????????????????“????????”????????????????????????
???—?????????????????????

????2??
??????????????????????????????

???

????????????????????????????2013?????????????3?????

??????????????????????????????????(????)???

2013?8?????????????????????????????WiLL??2013?8??
???
?????????????????????????????

?????????????????????2??

???“????????”???

???

????2????????????????????????????????????1957??

???????

?????????

????????????????

????????????

??

??????????26????????????????????????2????????????????????????????

???GX???

Posted in ???????????, ???, ????????? | No Comments »

??????????????????????

?? ? · Saturday, July 27th, 2024

7?15???2024??

?????2024??????????????

????????????
??????????

?????????? ???????????????

> ???????4???
> ??

????????????????????????????

????????????????????????????

> ??
> ??
> ??dr
> ill, baby, drill??????????????????????????????????????

???????

?10??????????????????????????????????

?1?????????????????????????

- ??1????????????????????????????????????
  ??

?3????????????

- ???1????????????????????????

?4???

- ??

?5?????????????????

- ???
- ???

?? ??????

2019????????AP?????Is the public willing to pay to help fix the climate change???????????10??8?? ????????????????????1???????6???????????10????????????6?????????????

2050?????????????????????IEA???????????????2025????75??/t-CO2?2030????130??/t-CO2???2025??1167???2030??2023???????? ??

6??? ??????????????????????????

??????????2030?46???2050??? ???????????

?? ??????????????????????????

??

????????????2024?1??? ???????????????????????????59???????????12???

??1?? ??????????????????????????1992?? ????????????????

???

?? ??

?? ??? ?

Posted in ???????????, ???, ?? | No Comments »

??????????????????????????????

?? ??? · Saturday, July 27th, 2024

privetik/iStock

???????????

??2024?4????????????????????????1?????????????????????????CO2??????????????????1???????

	??	??	?????
??????????kWh?	41.05	28.51	1.44
CO2?????kg-CO2?kWh?	0.451	0.309	1.46

?1??????CO2?????????????????1??2?

?1?????????????????????????1.5???????????1.5??CO2???

????????????????????? ?????????????????????????

??????????

??1??2??????????????

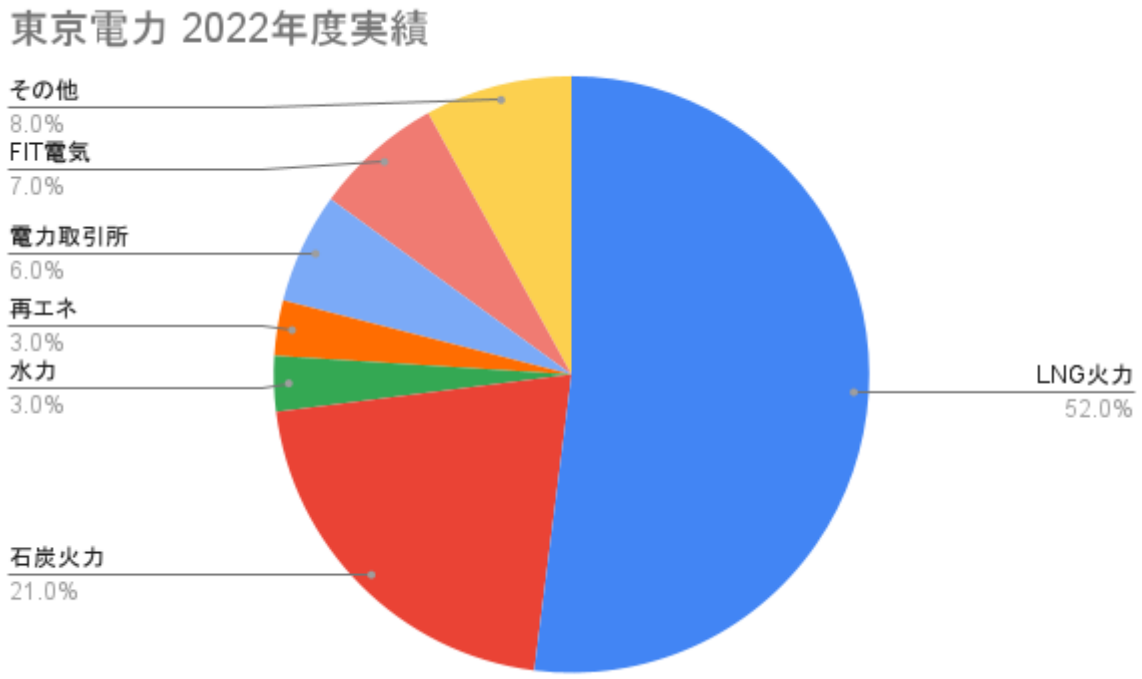

????????????????3?

????????LNG?????73?????????????????27???CO2????????
?????????

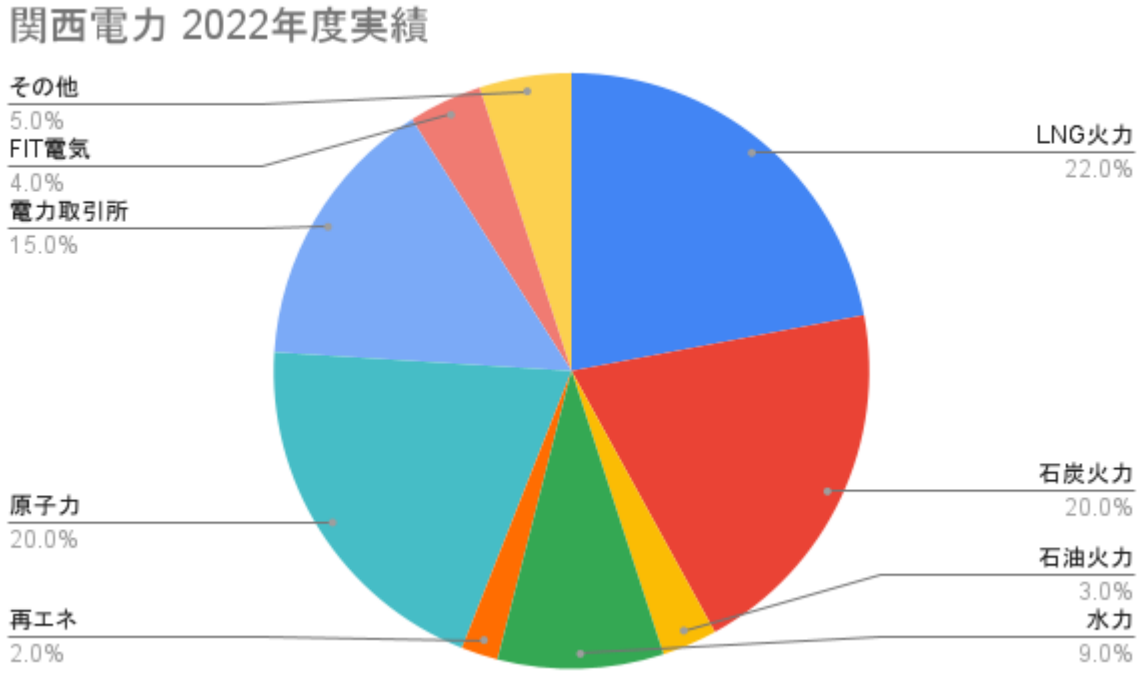

?2?????????????3?

????????LNG???????45?????????????????20??????????????35???
????CO2???????????????

??????????55??????27??2???????????

???????????10???????????????3??????????

?3???10??????????1?

???

???????????

????????????????1.5???

???3?4????????
???????????????????????????????????

???
???

???CO2???????????????????????????

??????

?1?1kWh???????????????????????????
?2????????HP????CO2???????????2021???
?3?????10??????????????????????????????????2024?6?7????

Posted in ???????????, ??? | No Comments »

??????????????????????????????

?? ?? · Saturday, July 20th, 2024

da-kuk/iStock

?????????????

??6?????????????????EIA???????????????[?1?]????2019???23??4??EIA?????????????????????????????????4?????????????????????????????IT??????????????????????????

???1???

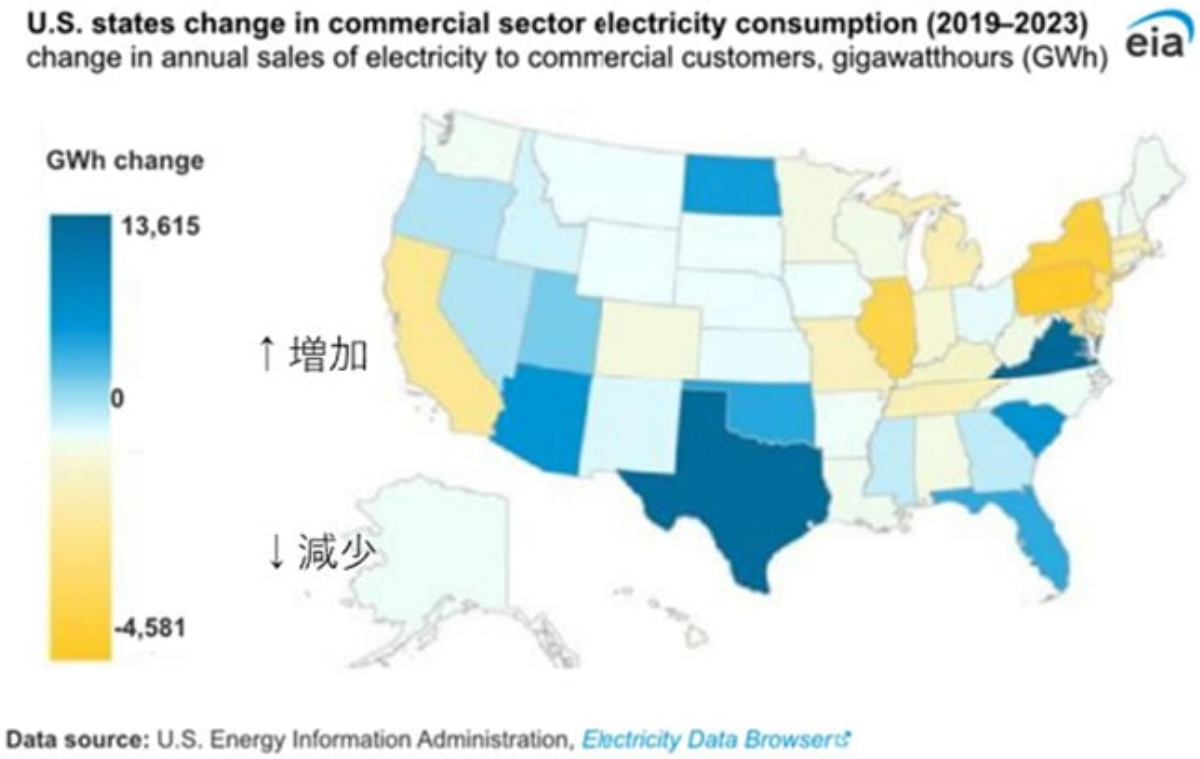

出典：Commercial electricity demand grew fastest in states with rapid computing facility growth", Today in energy, June 28, 2024, EIA

?1 ??????????2019?2023?

??

????????????2????????????????????????????????Red state?????????????????????Blue State???????????

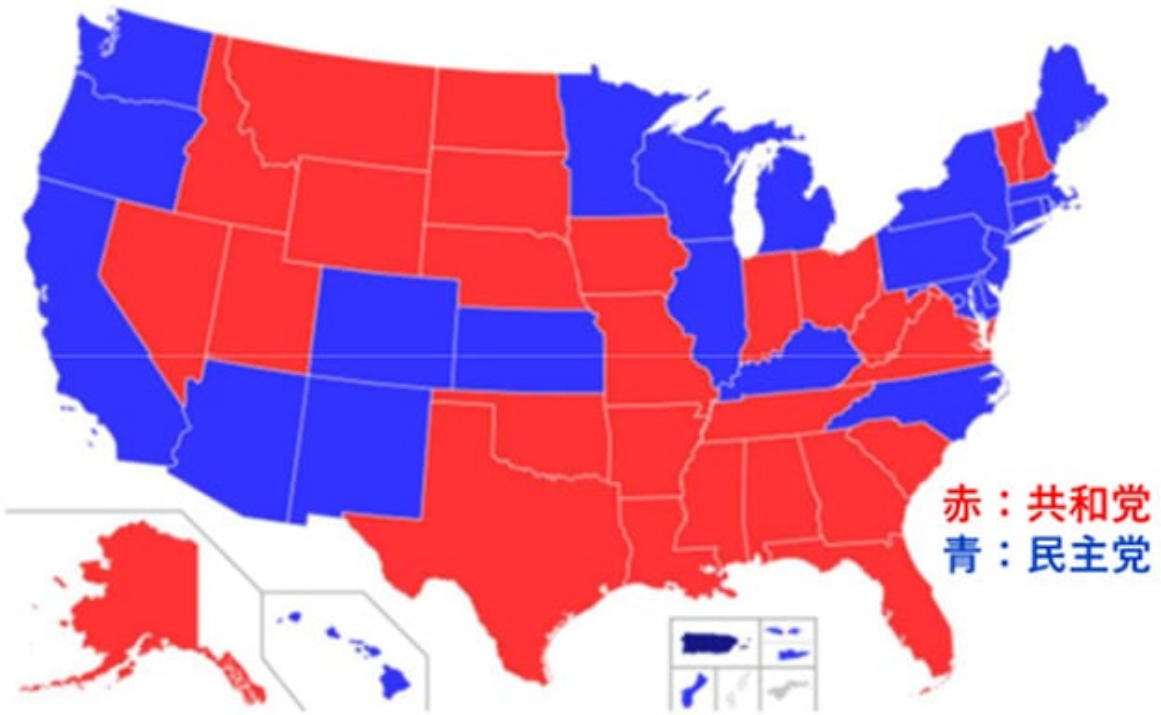

出典：Wikipedia “ List of current United States governors”

?2 ????????????????

?1??????????1???????2???????1??????2???????????????????????????

???????????

???1??2??????????????2?
?????????????????????????????1????????????????????????????????3??????????????????????????1??
????????????????????????????

EIA??4??????????????10??????
????420?kWh?10??????????????40??????????280?kWh???????3????????????

??[?2?]?2019????94?????????????????????????????????
??
??????????????3?

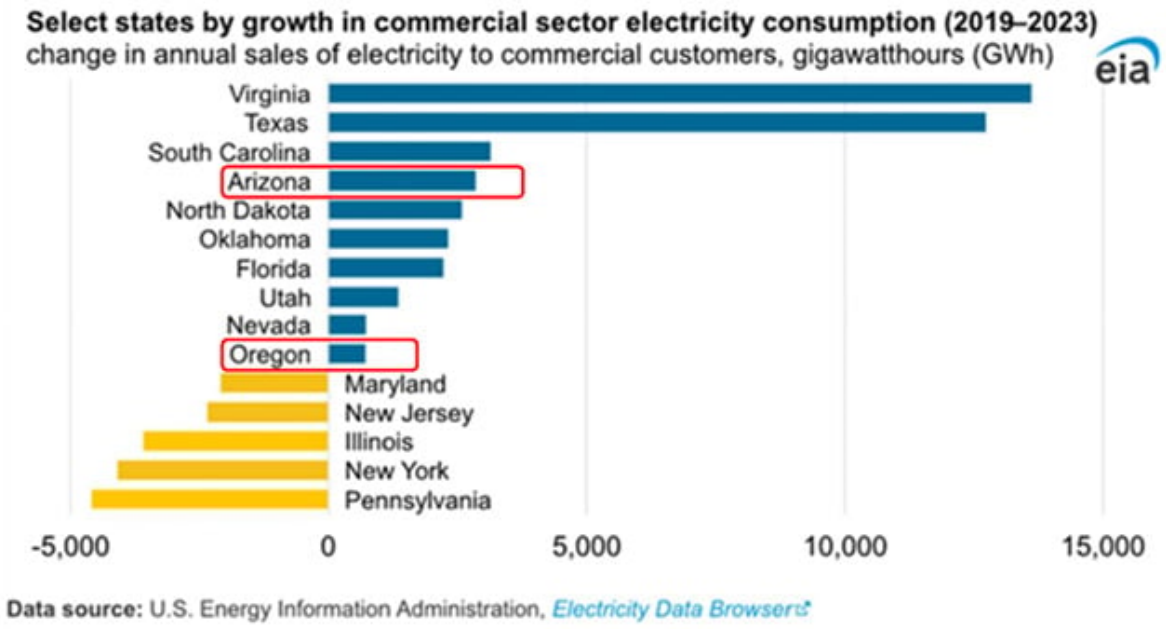

Data source: U.S. Energy Information Administration, *Electricity Data Browser*

出典：Commercial electricity demand grew fastest in states with rapid computing facility growth", Today in energy, June 28, 2024, EIA

?3 ?????????????????

?3???????????????????10???2???????????????2022???????10.8c/kWh?????9.35c/kWh???????12.41c/kWh???????????????????????????9.05c/kWh???????????????????????????????????????21.81c/kWh???

?3?????????????????????????5???????????????????????????5??????????????????????RGGI??????????????????????????????????????CO2???[?3?]??

???

???

???

????????????

???IT?AI???5???4?5??300?400?kWh????????????????????????4??

（出典）電力広域的運営推進機関HP 2024年度 全国及び供給区域ごとの需要想定について

出典：第55回総合エネルギー資源調査会基本政策分科会（2024.5.15)資料１

?4 ??10???????????

??CO2???

??? ????DX???????????????????????????????150???GX?????????????????

???????????????????????????????????????20???GX???????????????GX????????????????????????? ???????????????????????

??? ??

???LNG?? ????????????????CO2????????????

CO2???3?4??? ???$^{?4?}$????????????????????? 24???

????????????

??

???????????????5??????????????????????10??5 ????2?????????????????????547?kw????????80?????????????????383?kWh???????300?400?kWh ??????5????CO2???????????????????????????

??5?10??? ??????????????????????????????????

???2035?????????????????????????????????????

?

?1?“Commercial electricity demand grew fastest in states with rapid computing facility growth” Today in energy, IEA, June 28, 2024
?2???????????????DC???
?3?RGGI????????????????????????CO2??11?????
?4?????1kW????????10???????14??????300?kWh???????????????????245???????5240????????

Posted in ???????????, ??? | No Comments »

??????????????????????????

?? ?? · Tuesday, July 16th, 2024

??

??????

????????????????????????

???

> ???????**????????????????????????**??? ??

??

> ???**?????????????? ???????**???????????????????????????
>
> ?????**?????????????????????????????**?? ????????????????????

???1.5?????????????????

?????????????????????

??

??4?????????????????????????????????

???CO_2???15?????????????????????????7??????????EU????????????3?????????????????????????????0.01????????

?2050?????????????????????

??EU??2050???EU????????????????

??GDP?4?????????????????????????????10???????????60???25??????0.01????????????

??4??

??????????????2050??EU????????????????

Posted in ???????????, ??? | No Comments »

??????????????????????????

?? ?? · Sunday, July 14th, 2024

?????????AIMS?

??3??????????
??????????????????????????

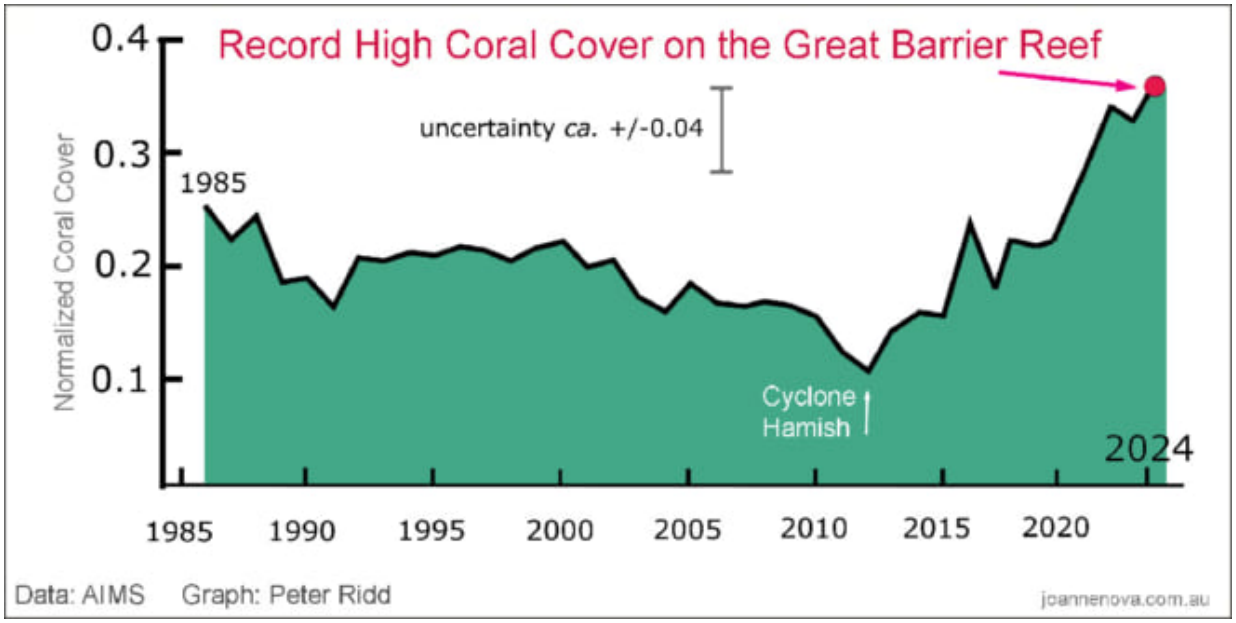

????????????????????????

????????????????????CO2??

??1985??????????????CO2?60???????1??
?

???????AIMS??

???????????????????AIMS??
???????????????AIMS???

???????????????2012????????AIMS??
????????????AIMS????????????????

??

??

??
??????????????????????????

??????

> ???
> ???????10??
> ?????????3???

?

Posted in ???, ????? | No Comments »

??????????????????

?? ?? · Saturday, July 13th, 2024

alexis84/iStock

????????????????????????????????????CO2????????????????????IPCC????SSP5-8.5????????

??

????????????????????????

????????????????????????

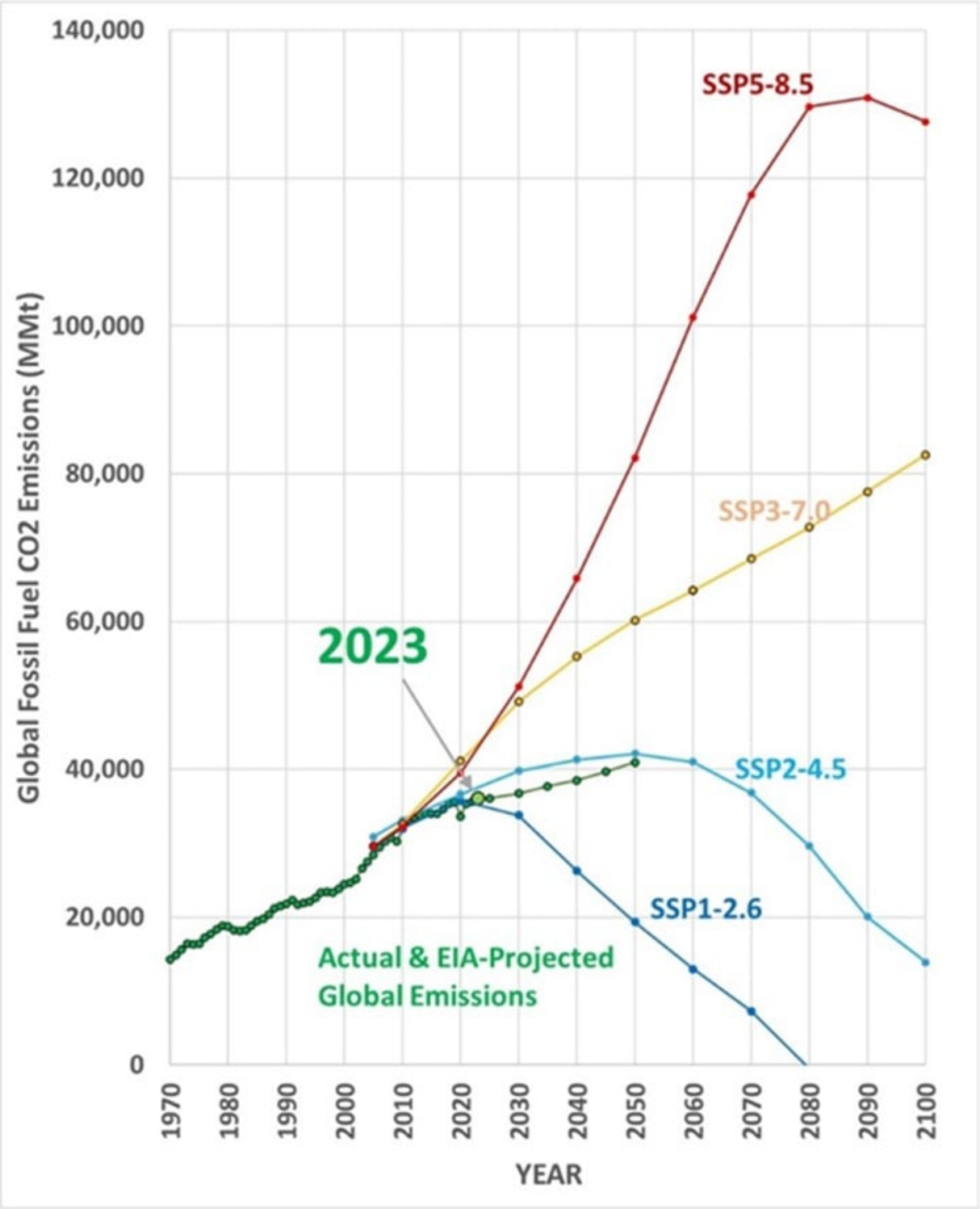

??????????????CO2?????????????????2050????????????????????????????Department Of Energy, Energy Information Administration??????

??EIA???CO2??EIA?????????????

?????????CO2?????????????????????IPCC?SSP5-8.5??2050????????????????

????????Jr.?????????????????IPCC??

IPCC?SSP5-8.5??

??

???????????????????????????????????????

?

Posted in ???, ????? | No Comments »

?????????????????

?? ??? ?? · Friday, July 12th, 2024

Stadtratte/iStock

??????????????2011??

??????????
Wikipedia

???????????23?1???3????????3???

??

???2????????????

???“OK”???5000?????NATO????????????????????????

??
???1
1??

?????????6?17????????????GNP?2???
???????????????????????????????????

???????18???“???????”???????
??

???????????????? ??

???
????????NATO???

6???????????18???????????6???

???
??

???5000?????????
???“??
”?????????????

???
??

??

??7?5????????????????????8??????
?????????????????????????????????????580?????530???
??????????????

??

???

??

Posted in ???, ?? | No Comments »

???????????????????????

?? ?? · Monday, July 1st, 2024

zhengzaishuru/iStock

????????100???

????7?????????????????

????6??????????????????????????????????????180???????—????????????????????

????????????????????????????????????GX?????????????????????????????????????

GX?????????????????????????????????DX?????????????????????????DX?????????????????????????????100?kW???????100??????????

????UAE?????????COP28?????????????IAEA?????????????2050????3?????????????????????????????????

??????????????????????????????????10?????????????????????????????DX/GX???

????????????????????????????????????

???????4???

??4????????

1. ????????????
2. ?????????????????????
3. ??????????

4. ???????????

?4?????

???

????1???????6000????1???

??

???

??????????

??6?25??4??????????

????????????????????????????????5?15???????7???????????????????????????4??????????????????????????

???

???

??——???

?????????DX?GX

???

???

??DX?GX?????????????????

??????????????????????????????????????4??

Posted in ???????????, ??? | No Comments »

???????????????????? vs. ??????

?? ? · Saturday, June 22nd, 2024

???????????????????????????EU???2022?5????????????REPowerEU???????2030????????????1000???????????????????????????????

????2020??????European Hydrogen Backbone?EHB?????????????????????????EHB??5??????????????????

???EHB??????????EU???EU????????????800??????????98?????????????????CO2??

Petmal/iStock

????2030??1000????2050??5000????????????????CO2?10%??

??

???????????EU??

??

??????????FC???????????????????????FC???FC?? ????????

?????????????2017?????2020???100????????????????????4???FC???????????????????2023?????????????27?????FC??8000?????????????

??

???

??????2030???2
??

??????????????????1???200?????
?3?4000???

???LNG???
???

???????????????????????????????????????2030???50?70?????????????????????????????????

??t-
online??????????????EU?????????????????????????????????

??????????????????2017???2023??
????????????????????

????????????????EU???
??????????????????????????????

???
????????????????????

???????????????????????????????????????23???
???2???????

???
???????????????????????????????????????

????????23?8??????????????????24???
???????????????????????????????

???
??

???
??????????????????????????????????

??3GW?7GW????
?????????3GW?????????

??????????????????3GW??100
??????????????3GW??

???
??????3GW???
???

??????????????????

> ??
> ??

???????????
??
????????????????????????????

??
???

???
??
?????

??
??
?

???

???

??
??

??????????????????????????????
??

??
??

?? ????????

??

?????????????????SDGs??????????????????????????????7???????????4????????????????????????????
???

Posted in ???????????, ??? | No Comments »

????COP29

?? ? · Friday, June 21st, 2024

COP29 HP??

6???????????60?????????????????SB60?????????SB60????2023??COP28????????????????????2024?11??COP29??????????????????????????

???????????????

COP29????COP????????2015??????????????????1000??????????????????????????????????????NCQG??????????????NCQG?COP29???????????????????2025??????????NDC???????????????????????

????1.5????2050??

COP28????????????????????????????2025????????2030??43??2035??60??????2019????2030???????????3????????????2?????????????1.5???????????????????????????????????

??????????????????NDC????????2030?????6??????????2050??????????????????????2030??????4.3???????2050?????5?????????????????????????????

??

SB60???????????

??????????????????????COP29?????????????????NCQG?????????????????????????4??

??

??

??????????????????????????

- ???shall???9?1??
- ????????????????????????????????????encouraged???9?2??
- ??9?3??
- ??(??)???9?4??

??

??????????????

????????????????????????????NCQG???NCQG????????????1???

??

??

COP28??NCQG???????COP29??????????NCQG?????????????????

???

COP27??????????????????COP28?????????UAE???UAE???NCQG????????????????????????????

?????????

??????COP29??NCQG??????????????????????NCQG?2025???????????NDC???????????????????????????????????????NCQG???

6???11??

????????????????1.5???????????????????

- COP28??????
- ????????????????????
- 1.5?????????????????????????

COP29??????????????????1.5??

Posted in ??????????, ??? | No Comments »

??????????????????????????

?? ?? · Monday, June 17th, 2024

1xpert/iStock

??

????????????????????????????????

This map is without prejudice to the status of or sovereignty over any territory, to the delimitation of international frontiers and boundaries and to the name of any territory, city or area.

IEA. All rights reserved

???????????

??
??

???

???2???????????????????????
?????????????????????????????

Figure 2.2 Overview of Korea's energy system by fuel and sector, 2018

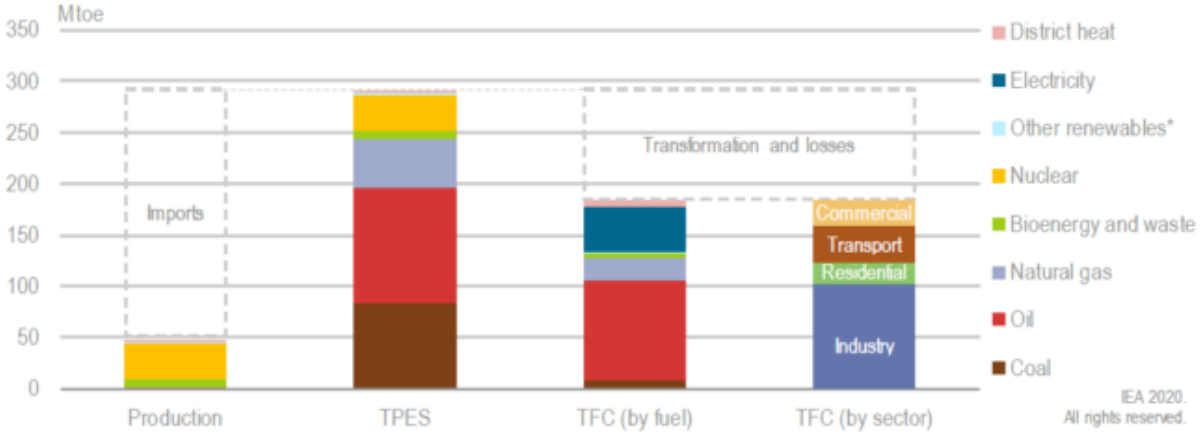

Both energy supply and demand in Korea are highly dominated by fossil fuels due to a strongly developed industry sector.

* *Other renewables* includes wind power, geothermal, hydro and solar energy.
Note: TPES = total primary energy supply. TFC = total final consumption.
Source: IEA (2020), *IEA World Energy Statistics and Balances* (database), www.iea.org/statistics.

?????????????

??????IEA????????????????????????185????????????????????????37??????????????????????????
?????????????????????????????????????

??????????????????????????????3???
??????????????????????????????????????1???????????**??10??10????**??????????????????????????
??

???????????????????????45???????????????????5163???2022??????1????8.7???????????????????
???

???

??
???????????????????????????????????????

???

?

Posted in ??????????, ??? | No Comments »

??????????????????

?? ?? · Sunday, June 16th, 2024

3alexd/iStock

?????2050?CO2??GX????????????

?????????????????????????

??????????????????????1.5??

?????????

??????????????????????????????????????
??

??????????????????????????????200??????????????????

?????????CO2??

??
???

?????????CO2????????????????2050??????????????G7??
???20???????????????6????????????????????????????????
?????????

???

?????????????????????????????????????1992?????????????????????????1991?????????????????????
??
??

???????????????????????2022??????????????????????????????????

??
????????????????????????????????????NATO?G7???
?????????????

??
??????????????????????G7??
??

???????????????????????????????????????180???
??ESG???????????????????????????????????????

????????????? ???

???EV???ESG??????????EU????????????EU?????????????????????????SDGs??????????????????
??????SDGs???????????????????

?

Posted in ???, ????? | No Comments »

??????????????????????????????

?? ? · Saturday, June 15th, 2024

RapidEye/iStock

???????????????????????44??????????????

??
?????????100??
????????????????????

??
??6?????????????????????????????
????????????

??

> ???
>
> ???
> ????????????????????????
>
> ???
> ???

??

??
3??????12000?????????????4??3000???????????????????

TV???
????????????????????????

??1??
??2?????????????
????????

??????CO2???CO2??????????????????????????????????
?????TV??TV?????????????????????????????????
?

???????????????MIT?R. Lindzen?????????????????????

> ??NASA?NOAA?EPA????????????????
> ??

??????????????????????????????????

??

??
????????

?????365???IPCC?6??????????????

??????????????????IPCC??IPCC???????????????????

?????1????IPCC??IPCC?????????1?63?????????????????????????

?????????????CO2??????????50?????????????2ppm?????????410ppm?????????????CO2??????????3?4???109?????????

??????????200????????????????CO2?????????????200????????????????????????3?4???????????????????

?????????????CO2?????????????????????????????????????CO2??????CO2???????????????????????????????????????CO2??????????????????????

?????IPCC???

???

???????CO2????ppm????????????????????????? ????????CO2???????????????????????????????????? ??????3???CO2?????????????????????? ???

???

???

???CO2???????????????????????????????????????

??21????????????????????????????????

??79??????????????????????????????? ????????????????????????????????????

Posted in ???, ???????, ????? | No Comments »

??????????? TSMC????vs.?????????

?? ??? · Monday, June 10th, 2024

Hase-Hoch-2/iStock

????

??????AI???

?????????????????????????TSMC?????????????????????????????NTT?NEC?????????????????????????????
?TSMC?2024?2?????????????????2025?4?????????????????????

??

??

TSMC???????

TSMC??3??1??????????????????????????2??
??

???????????1????

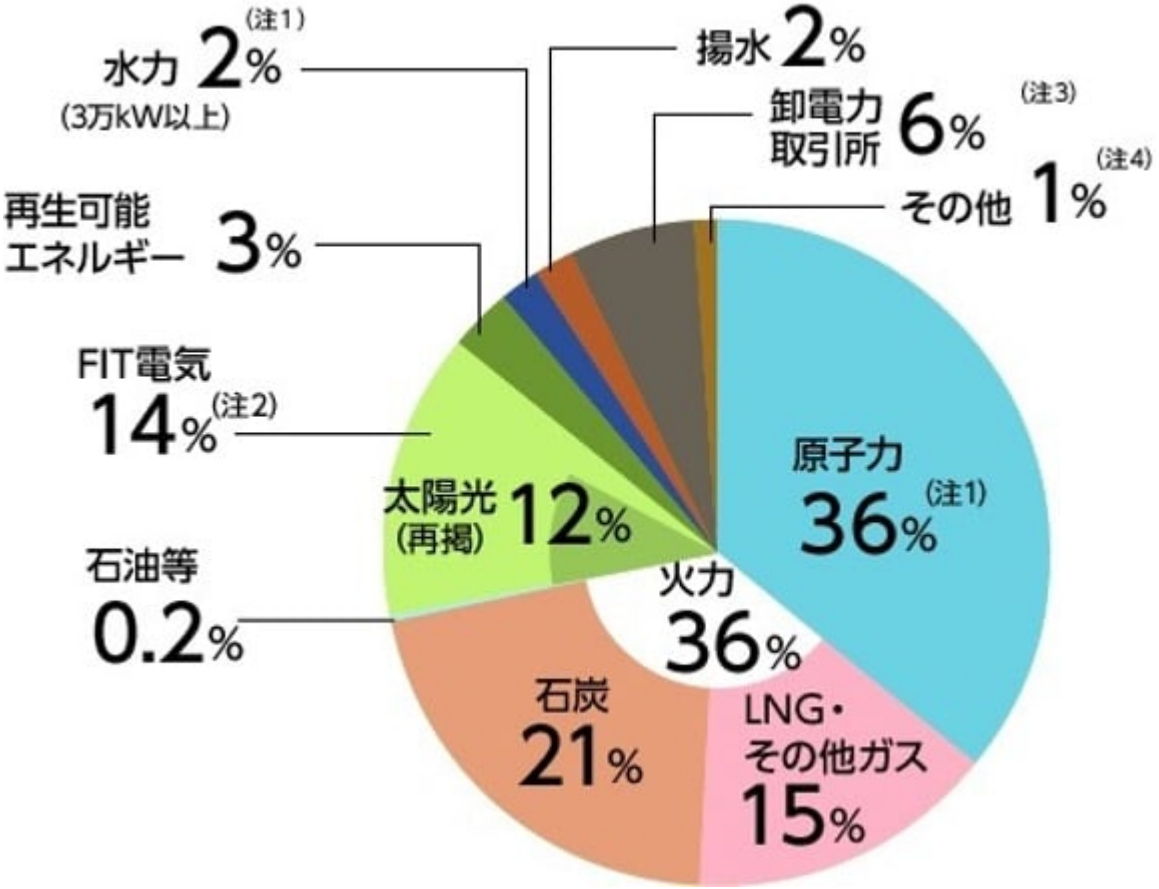

?1????????????2021??
????????HP????

??????????????????????????????????2024?4???????????????1kWh???28.78?/kWh????????3???10????
??????????????????28.51?/kWh??

??
??
????????????????????????

???

????????????????TSMC????????????????????????

?????TSMC??????????1811?kWh?2021??[???]??????????????????????????20?/kWh???????3.6??/???
??

???

????????????

??3??2?????3??1???????????????2??????????
??????????????????????

????????????2????

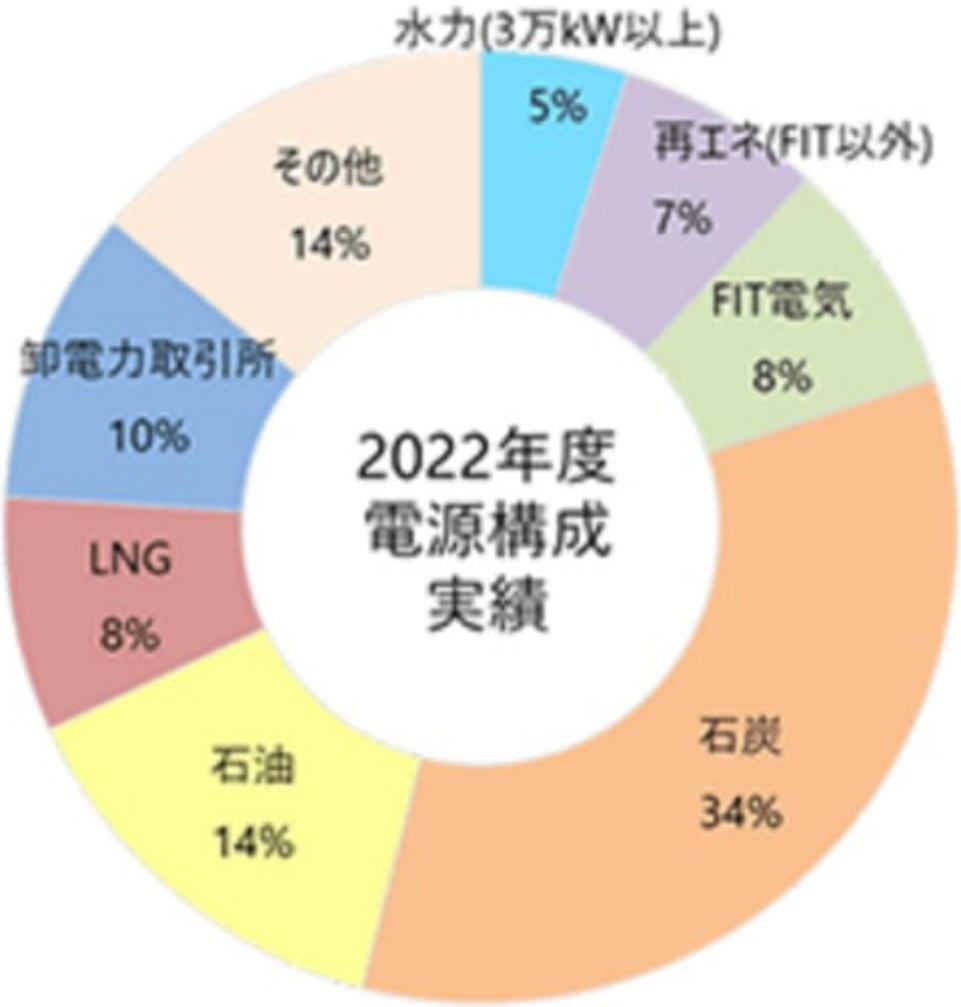

?2?????????????2020?
?????????HP????

??2024?4????????????????1kWh???47.26?/kWh?
????3???10?????????????????????????48.46?/kWh??

???
???
????????

??????????47.26?/kWh????????28.78?/kWh?1.6??
????

?3???10????????????1kWh???????????????

?3?1kWh??????????[?1?]

????????????

??

?2???TSMC??????????Fab18 ????5?8?????????????????????????????????????Fab18??????????????????????

Fab18 ????5?8?????88?kW???????70?kWh???

70?kWh ×?47.26?28.78??/kWh?1294??/?

????????

????????????????????????????1300??

??????????????????

88?kW??????????????

88?kW × 24h × 365??77.0?kWh

????????????

70?kWh/77?kWh?90.9?

??

??????3??1??

??
??

??
??????????????????

???

???TSMC?????????????????????????????????

??

??

??
??

?1?1kWh???????????????????????????
?2?? ?3? ??????????

Posted in ???????????, ???, ???? | No Comments »

??????????????????

?? ?? · Saturday, June 8th, 2024

Tula Kumkrong/iStock

??????7?????????????????????

2050??CO2???????2040??CO2??????????????????

?????????????????????????2040????????????????????????????

????2050??CO2??????????????

?????????2????

?1?????????????????????????CO2???????????4??????????6???????????????????????????????????
CO2??

?2?????????????????????????

??17??????????????????????????????83???????????
??????????????????

?????????????????????????????????????35??????????????????65????????????????????????

??17?????83??????????????????????????
?????????????????83?????????????????????????????

??
????????????????

?????????????????????????????????

??????????????????????????????????2023????????508.1TWh?????????????53??????????????????
????????????47?????????17???????16?????9??????????????????????????????

???????????????????????????????47????????????????????????????????CO2???????????

??
??

??
???????

???

??

???????????????????????????????????????

???2030??2040???????????????????????????????????
??

???CO2??

?

Posted in ??????????, ??? | No Comments »

??????2024??????????????????????

?? ??? ?? · Friday, June 7th, 2024

6?9??????6?9???EU?5?????????????????????27?????????????720?????????????????99??6???

Sinisa Vidic/iStock

EU????????????????????????????????EU?????????????????????????EU??

31??????????????????????EU??EU?????????????

????????EU???????????27???27??EU???

???????????????????
Wikipedia??

EU???2019???????????????CSU???

???????????????????????????????????EU??????????????????????EU????????????????????5???EU??????????????????????????????????????

???3???

?????EU???????4???

????????1?????????????????????21??????????????????????????CEO????????????????????????????????EU??22??23??????18???

??350?????????????????????????????15.5?????19.5????????????????????

???EU??**??????????**?????????????????????????????????**??????**“??????”?????19.5????????10?????????????????

??EU????????7????????????????????21?10????????????????????????????????

?22?9???

???EU????????EU?????????????

??????5?24????????????????????????????????12?6???CDU??

Jorisvo/iStock

???EU??EU??

??“EU???”??????????????????????EU???????????????????????

???15%????27???????????????????????5?26?????????????????????????????24???????????????????????????????????

???????????????????????????????????2?? “EU”?“????”?????????????3?????????????????

???????????????????????????????????“?????????”?????????????????????????????EU???????????????????????????????????

? ??????????????EU???EU???EU?????????

2019?????????????50.6??????????????????????

???EU????EU???EU??????????

Posted in ???, ?? | No Comments »

?????????????????????????????

?? ?? · Tuesday, June 4th, 2024

??

> ?????????????????????????????????https://t.co/by4Npp6eZU
>
> ???
>
> — ?????? (@Sankei_news) June 4, 2024

??TF???????????????????????????????????????

???TF?Zoom??

???FIT?40???????????????????

???TF?????4????2??TF????????????**???????????**????

??

???????????????19???????????????????????

?????????????????????2011??FIT???????????

?????????????????????????????????????40???????????????????????????????????EU????????????????65?????????????????

> 2011??????????????????65?/kWh?FIT????????????????40?????????????????????????? ?20????????
>
> ?? https://t.co/iZypBM74D5
>
> — ???? (@ikedanob) April 18, 2024

2012?12???????????????????40?????42???????????????????????????????20???????????2??????????????????20????????????????????????????????????

???????????????????2030??????44??**??????**?????????????????????????????????2020????????TF????

?????????????????????????TF

2022??3?22???3?17?????????????????????????335??????????????????????????3?????????????

??????????TF??3???1000?????????????????????????????4500??????????????????270???????????6?7??????????????5???????????????????

?????TF??????????????????????**??????????????????????????**???

??**????**????TF???????

??????????????????

3?11??????????????2?????????????FIT??**?????**??????????

???????????????????????????????????????1990??

??

???(JEPX)??????

??????????????????????????????????

?????????????1????????????????3???????????21??

??????????????????

??????????????????????????**????**???4????????????????????????????????

???????TF??2021???6??

> ??TF??????????????TF???????????
>
> ????????????????????????????????????? https://t.co/JxGxQd6abK
>
> — ???? (@ikedanob) March 27, 2024

??

???????????????????????????????????1?2???

?????????????????????

??TF??????????**???????**????????2023?12???

????????????????????????????TF??

??????????????????????????TF???

???TF??

Posted in ???????????, ??? | No Comments »

?????????????????????????

?? ?? · Sunday, May 26th, 2024

???

?? ?????

??? ???DNA??

??????Boilard et al, 2024????????82????????????????DNA?? ???????????????????????????????????????

??45????????????? ???????

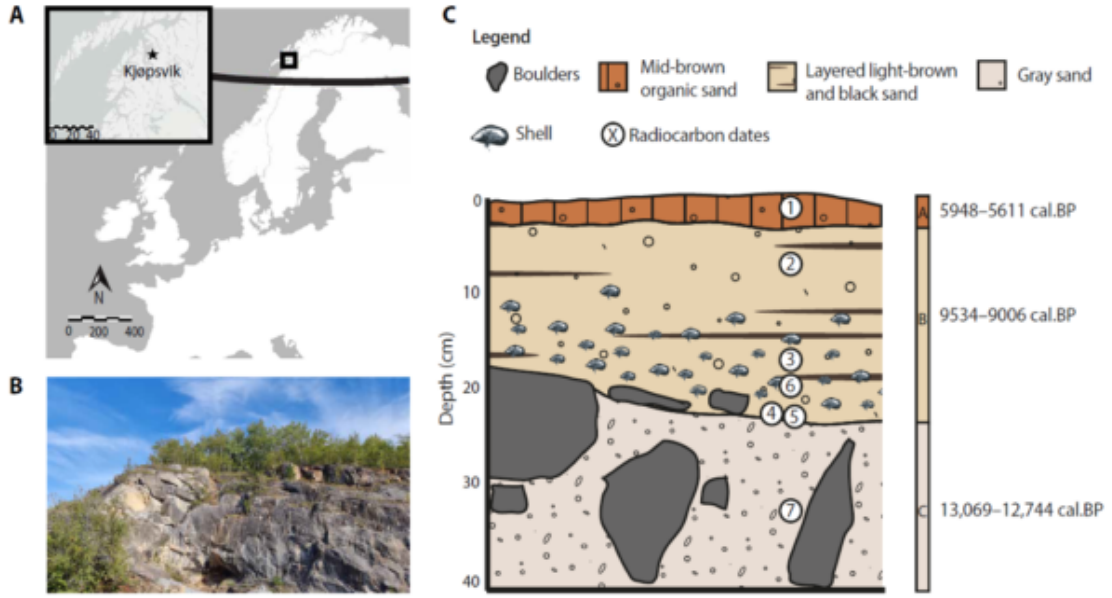

2????????????DNA?????????????????????????360?????80?????????????????????11???19????????????????????????????????????Kjaer et al.2022??

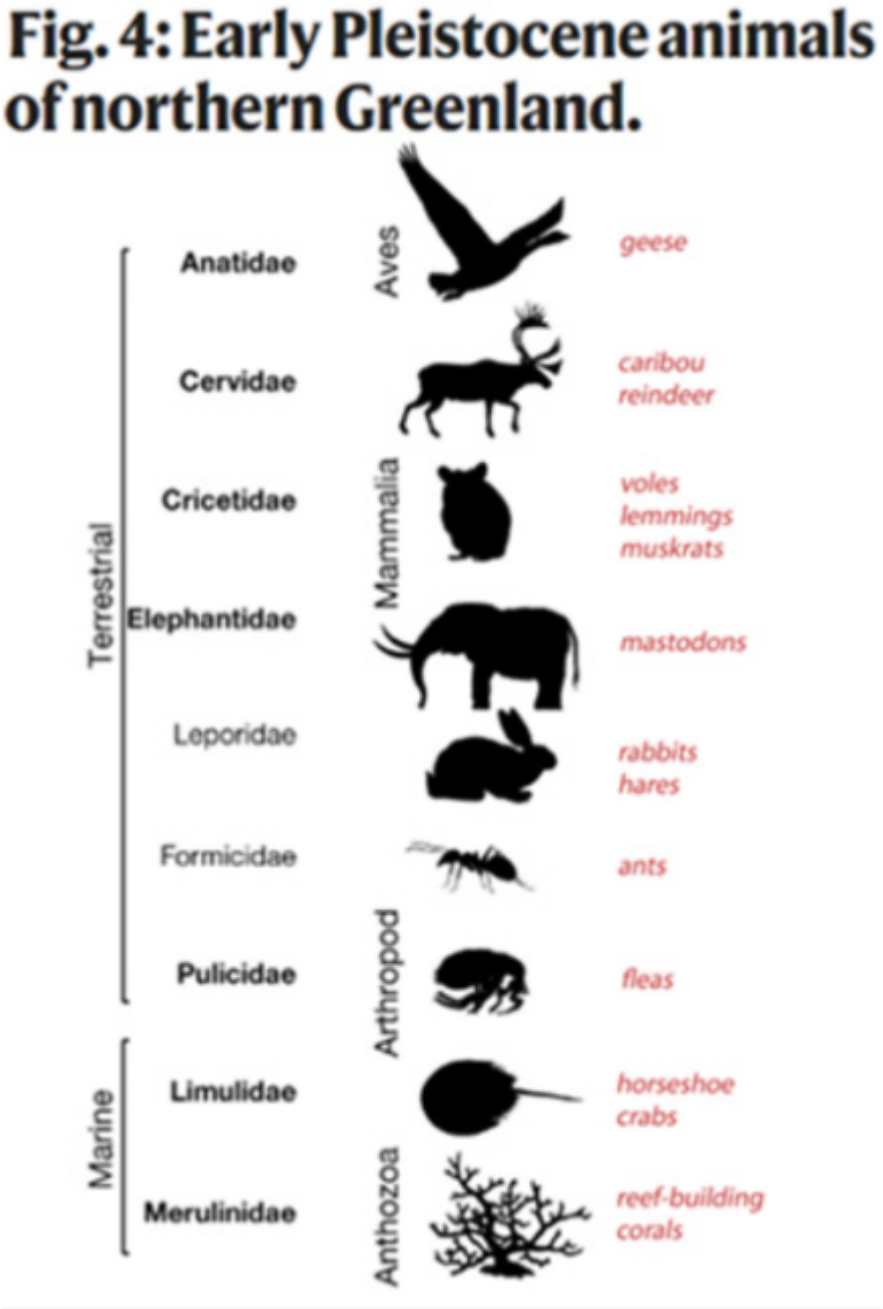

Fig. 4: Early Pleistocene animals of northern Greenland.

??

??????DNA???

?

Posted in ???, ????? | No Comments »

??????????????????????

?? ?? · Saturday, May 25th, 2024

KE ZHUANG/iStock

80???????????????????2040???

> ??
> ??
> ??????????
>
> ??
> ???????????????????????
>
> ????
>
> ??
> ?
>
> 2022?7????10kW???2????????
> ??
> ?????????????????????????

??? ?? ???????????????DfE?Design for Environment???

??

> **???**??PCB?Poly Chlorinated Biphenyl??
>
> **???**???
>
> **???**???
>
> **????????????????**??**????????????????????**???????????????????????????
>
> **???**??????????????????????
>
> **???**???
>
> **???**???
>
> **???**???PCB????????
> ??
> ???????????????????????????????????????
>
> **???**?????????????????????????????????????PCB??????????????????????????????????
> ??
>
> **???**??

> **???**??

??

??

?

6?14?????????????????

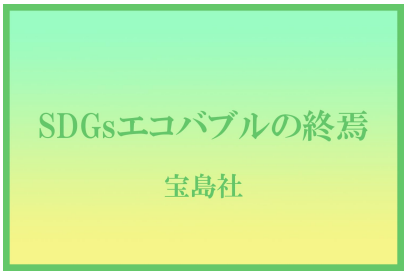

?SDGs??????????????

Posted in ??????????, ??? | No Comments »

???0.85????????5300??????????????????

?? ?? · Thursday, May 23rd, 2024

??????????????????????????????????3.11?????????????????????????7?????????????????????????????????????
??**?????**??????????

ChatGPT

?2050?????????????34???

???2050??????????????????????????????????IEA??????????????4.5????30???135??**25???34???**?5300????????

Global energy investment and spending across 2024-2050, Economic Transition Scenario and Net Zero Scenario

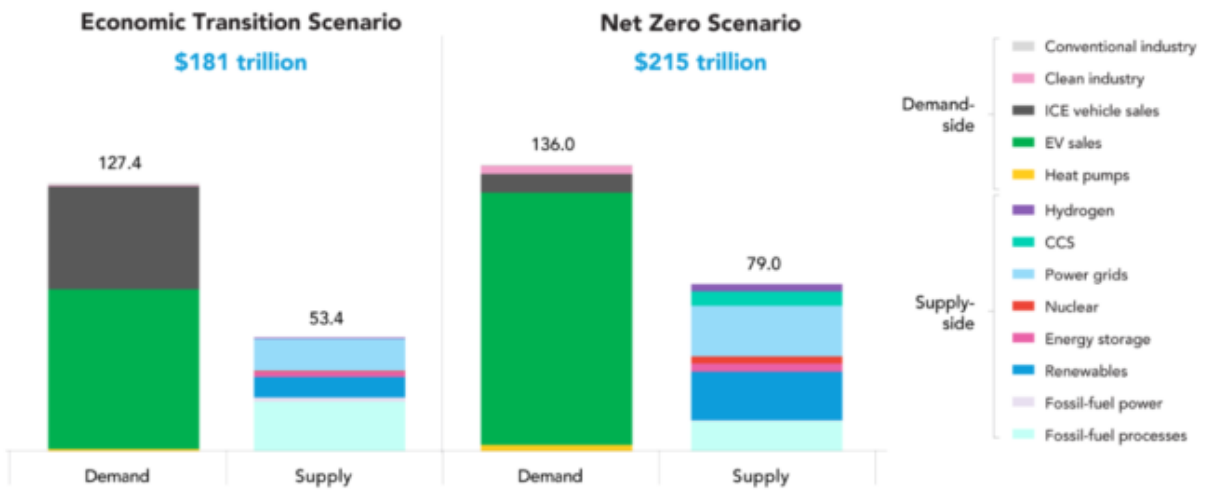

Source: BloombergNEF. Note: ICE is internal combustion engine, EV is electric vehicles. The numbers above the bars indicate cumulative investment and spending figures from 2024 to 2050.

Bloomberg??

??????????????????????????181??????2050??????????????????????????????????215???????34??????? ??????????????????????????

??2050????????2.6??????????????1.75??????????????? ??**34?????0.85?**??????????

Energy-related emissions and net-zero carbon budget, Economic Transition Scenario and Net Zero Scenario

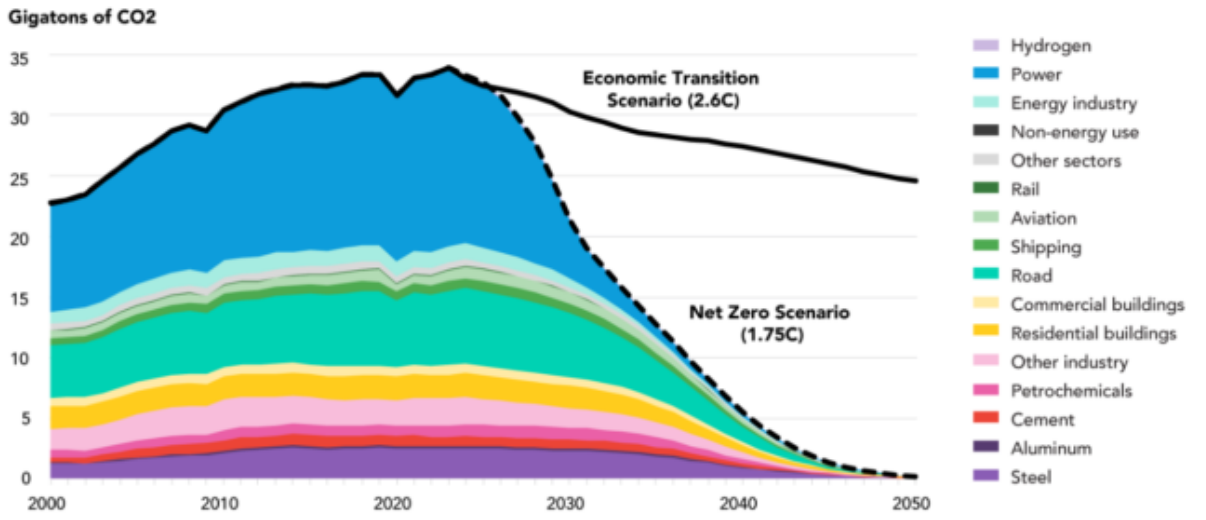

Bloomberg??

??????????**??????**??????????(C/B)????????1??GDP?9
????????????????????????????????

???????

???**2050??????????????????????????**????

????????2100??2.6?

??2023????????????????
????????????????????2100??2.6????????????2050???2??????

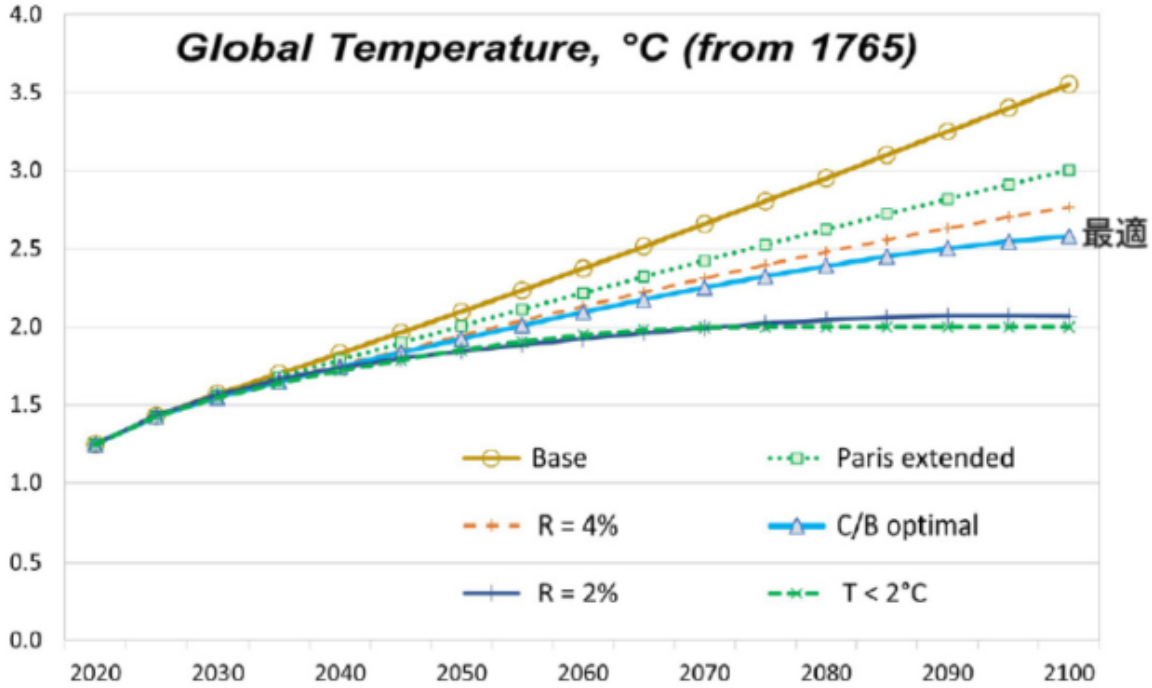

Fig. 3. Global temperature increases in different scenarios.

Barrage-Nordhaus

??125??/????????59???9000??????????????????????????21?
?????

Table 2. Social cost of carbon, alternative scenarios (2019$/tCO$_2$)

	Social cost of carbon ($/tCO$_2$, 2019$)		
Scenario	2020	2025	2050
C/B optimal	50	59	125
T < 2 °C	75	89	213
T < 1.5 °C	3,557	4,185	16,552
Alt damage	124	146	281
Paris extended	61	72	159
Base	66	78	175
R = 5%	32	37	74
R = 4%	49	58	107
R = 3%	87	102	172
R = 2%	176	207	302
R = 1%	485	571	695

This table shows the importance of discounting and alternative damage estimates on the SCC. It includes the SCC for the 1.5 °C scenario to indicate the cost induced by the catastrophic loss of output to reach the target. The label "R = X%" is scenario with a constant discount rate of X% per year.

Barrage-Nordhaus

??????T?1.5??????????4185??????????????????????????9000??????2100?????2.6??????????2050 ?????????????????????70????????????

??**????????????????????**????

??0.85??????????????????????????????????

??**??**????????????????????COP28??? ???????????????????????????????

??**???????**??????????????????

Posted in ??????????, ???, ????? | No Comments »

21??????????????LNG????????????

?? ?? · Thursday, May 23rd, 2024

Oleksii Liskonih/iStock

?????LNG?????????

????????????EIA???????2023?????LNG????????22??12%?????119????????11.9Bcf/d????????????????????LNG????????

???2000????????????10?????2016????????????????????????????LNG??????????????LNG???????????????23?12?????LNG???13.6Bcf/d??????????

??????????????LNG??2023??LNG??LNG??????????????????

20??

????????????20??

??20??

???21???

??????????????

????????????????????????????????????20???

???8???????????????????????????????????? ??COP28????????????????????????????????????? ???

??? ???

???????????????????????NAFTA?????????????????????????????-162?????????????????LNG??????? ???????????????????????????????????????3?4????????????????????????????LNG????????????????????? ??

???LNG?? ??????

??????????????????????????????????1????????????LNG??????????????????????????????

1?26?????????????LNG?????????????????????????????????LNG???????????????????????????????????? ??? ???????

??????????????????????LNG??LNG?????????????????????? ????????????????????????

?????3???LNG??? ????????

?????????

??????????????????????????????LNG????????23????11.4 Bcf/d????????????????2027????24.3 Bcf/d???9.7 Bcf/d??2.1 Bcf/d??1.1 Bcf/d?????

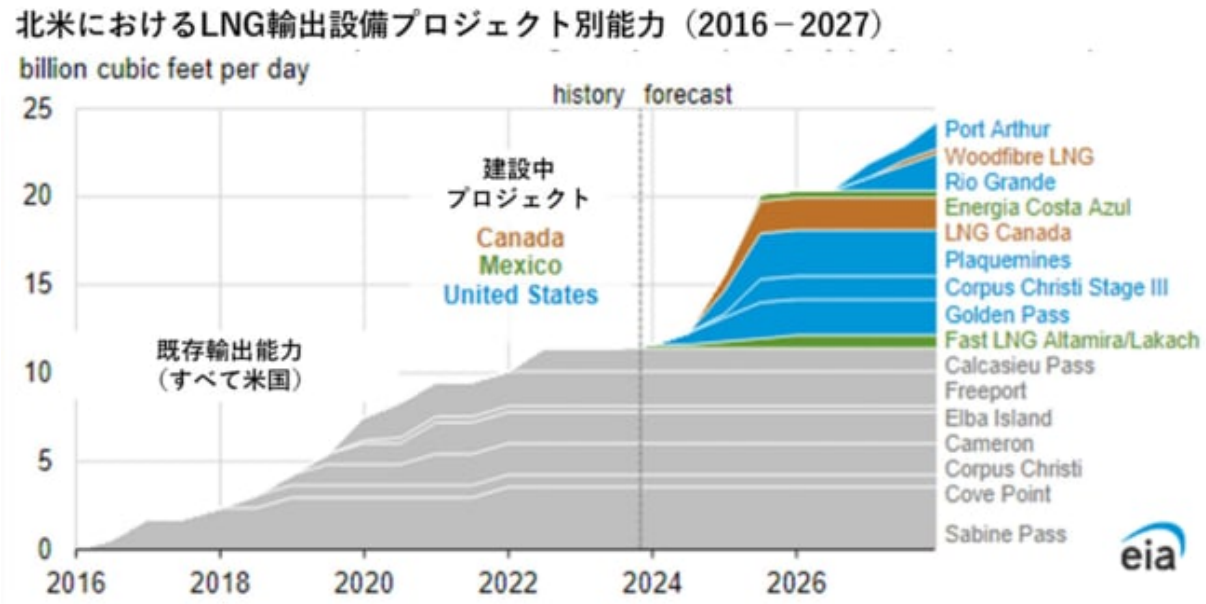

??????????????”Today in Energy”

?????????????????????????????LNG????????????????LNG??????4????????????????????

??

???LNG???

????????????????????????????????????20?????????????21???????????????????????????????

?? ???????????????????????

Posted in ???????????, ???, ?? | No Comments »

80???????????????????2040???

?? ?? · Wednesday, May 22nd, 2024

Voyagerix/iStock

1. ?????????

??

??

???

??

??709???????????????????????????????????

2. ??????????

???25?30???????????2012???????????????FIT??2032???20???2015??2,351????2040??80??????????

??CIS???**???????????????????????????**???

???????????????????

1. ?? ?????????????????????????????? ????????????
2. ??/????????????????????????? ???
3. ??
4. ???
5. ???**???????????????????????????????????????**????????????????????????**??????????WDS?**??????WDS: pdf (env.go.jp)

3. ?????????????????????

??

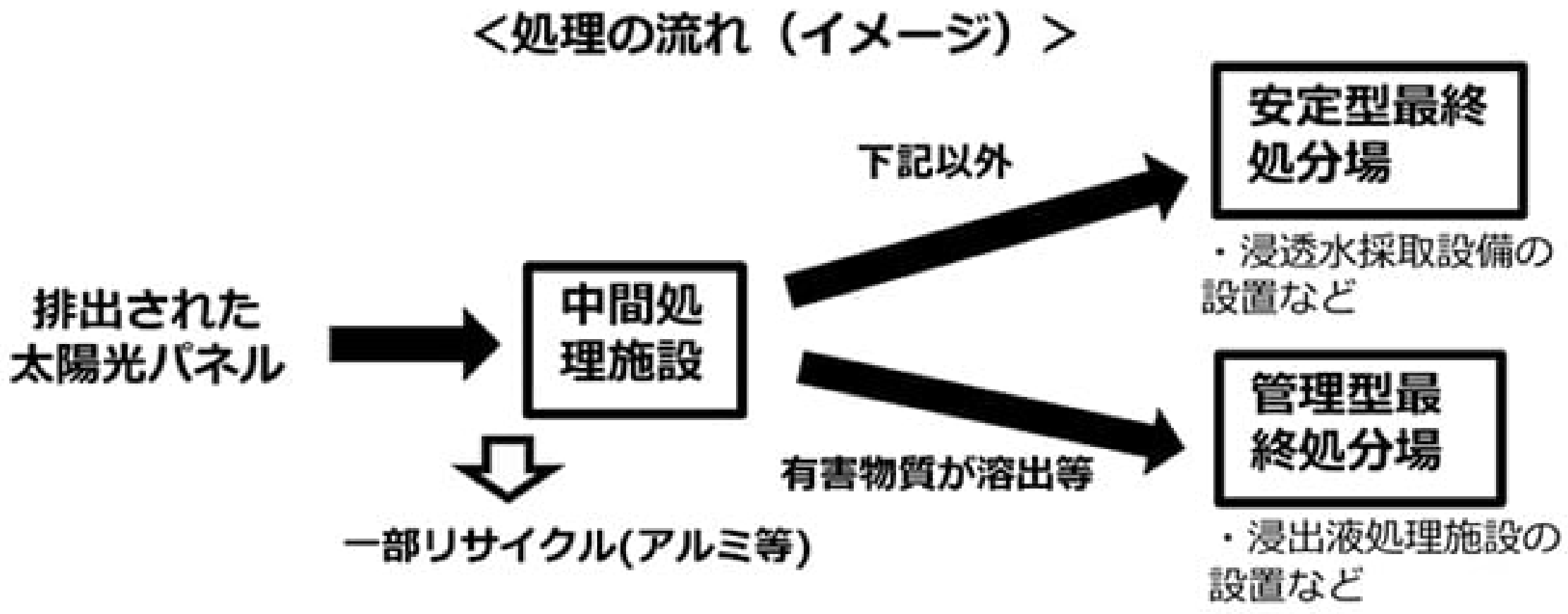

??????????????

???

???

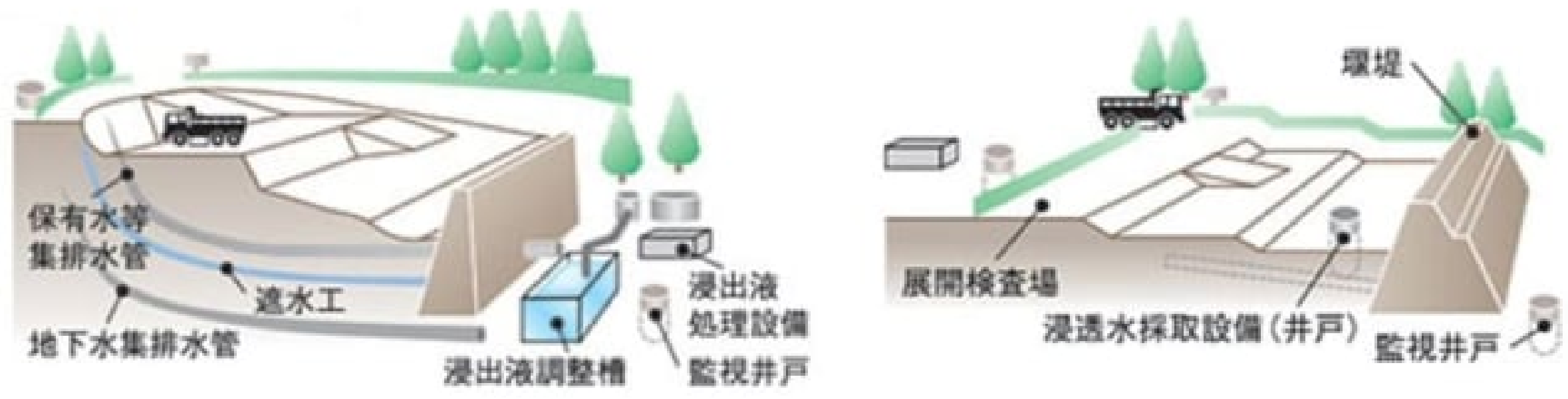

????????????????????????????????
????????????

??**?????????????????????**??

?**????????????????????????????**??

??

??WDS???

???

2022?7????10kW???2??

4. ????

????????????2040???80???

?????????????????????????17????????????????????????????????????83?????????????????????????????17??????????????????????????????????7?????????????????

???

Posted in ???????????, ??? | No Comments »

??????????????????????

?? ?? · Monday, May 20th, 2024

??

> 311?????????????????????
>
> ??…??????????????? ?… pic.twitter.com/lAsK5AdESg
>
> — ????? (@ISOKO_MOCHIZUKI) May 16, 2024

??2??????????GX???**????????????**?????????????????

????????????????????????????

????????GX????????????**??????????**??????????????????10????????10????120?kW?????????????1000?kW???2030??????????????????????????????????

????????????????????????????????????**?????**????????FIT?????????????????16.6????2030????8.6?8.8????????????????

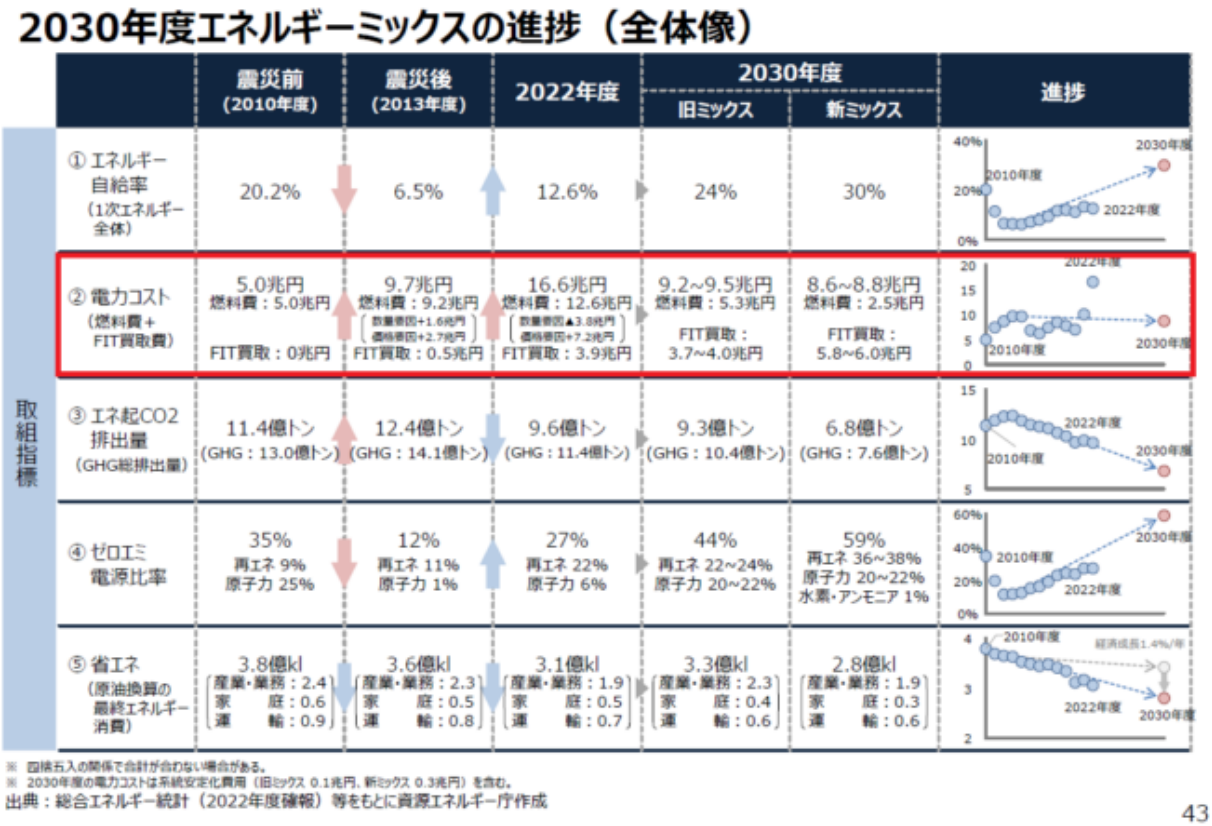

????????

??**????????????6?7??**??GX????????????????????

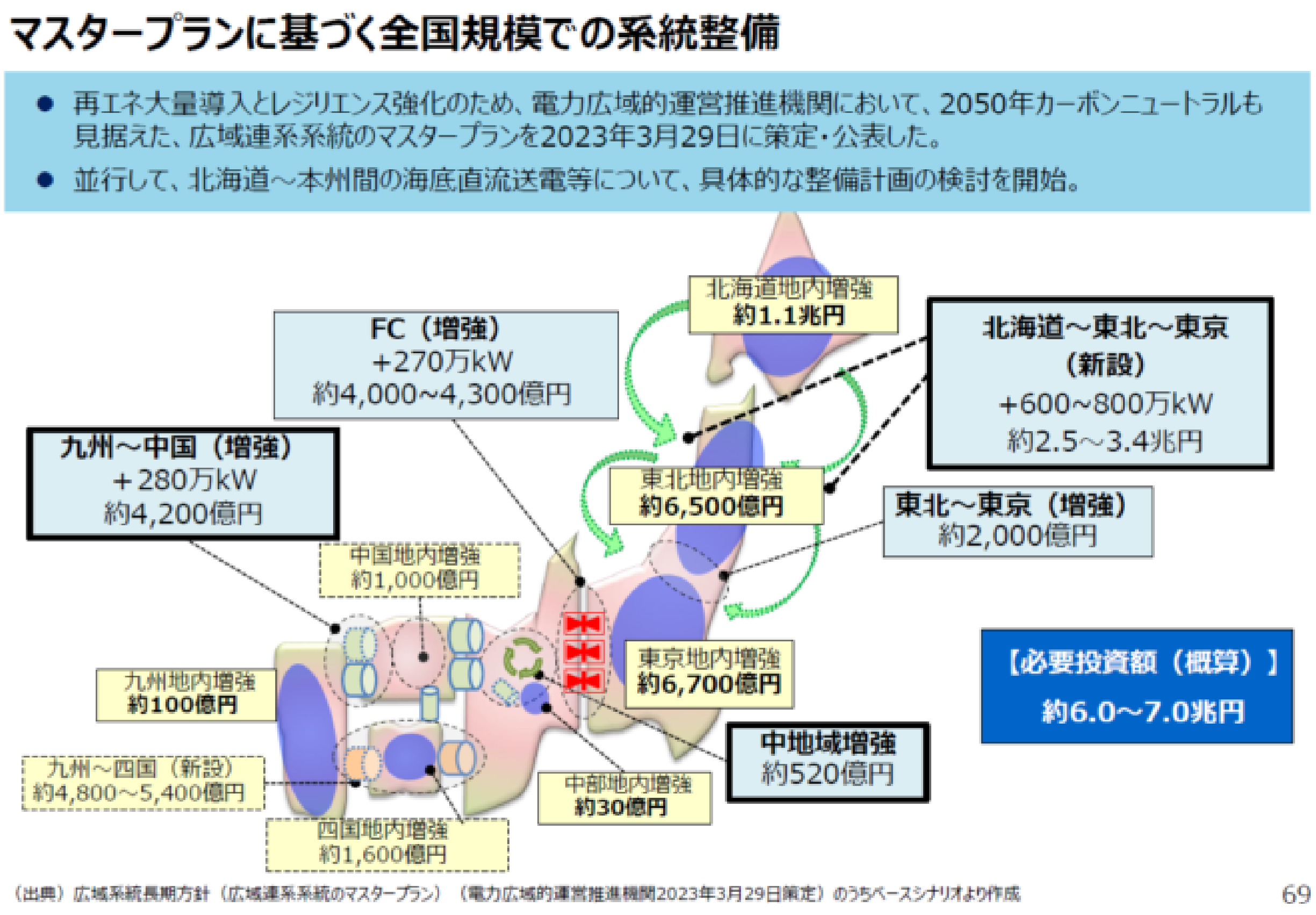

マスタープランに基づく全国規模での系統整備

- 再エネ大量導入とレジリエンス強化のため、電力広域的運営推進機関において、2050年カーボンニュートラルも見据えた、広域連系系統のマスタープランを2023年3月29日に策定・公表した。
- 並行して、北海道～本州間の海底直流送電等について、具体的な整備計画の検討を開始。

（出典）広域系統長期方針（広域連系系統のマスタープラン）（電力広域的運営推進機関2023年3月29日策定）のうちベースシナリオより作成

69

????????

??**????**???????????????8.8???????????????
????????16.8??????????????

??????GX????????**????7????????**???????????????????????23.8??????????1.5????????????????????????
????????????????????????????

??????????????????????????

?????GX???????????????????????????????**????????????????**???
?????????

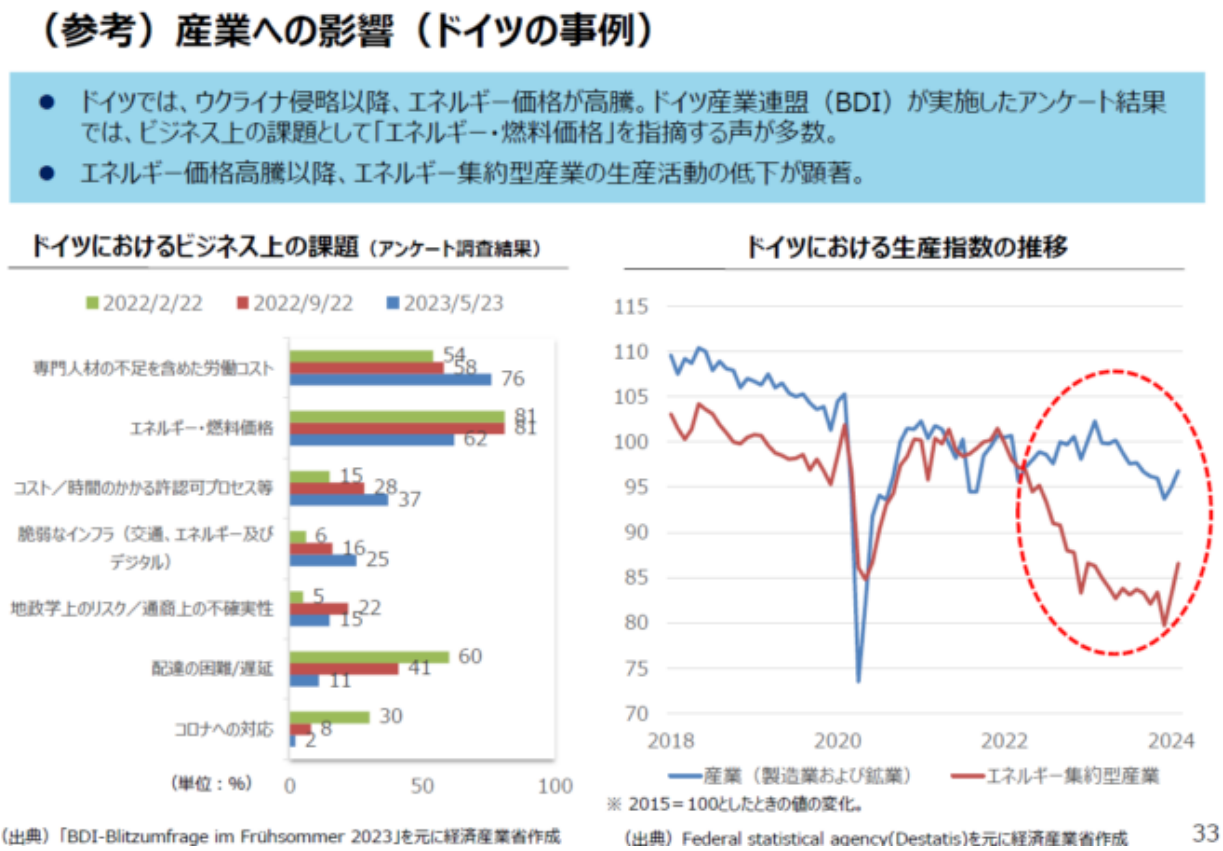

????????

??????????????????????????50??20??????????????????????

??2050????????????????????????
1.5??????????????????

????????????????????????????????????0.01??
????????

??LCOE??**????????????????????????????????**?

??

Posted in ??????????, ??? | No Comments »