Global Energy Policy Research | GEPR

GEPR??http://agorajp.com/??

?????????100??Drill Baby Drill?????????

?? ? · Sunday, May 4th, 2025

???????X??

4?29????????????100???100???100????????????100?????????????????????

??

- ????????????

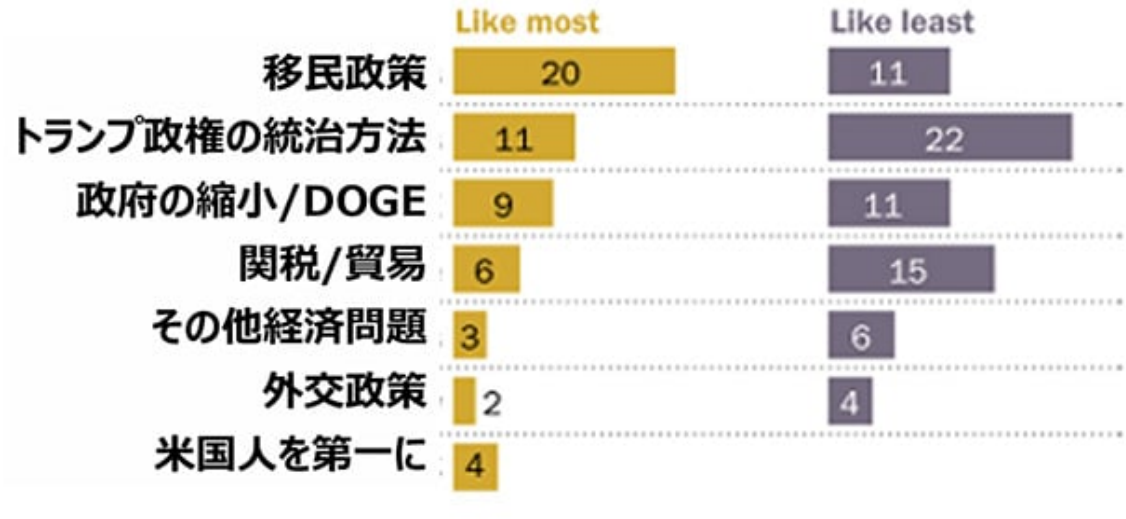

?3??????????????????
???Pew Research Centre

4?30???????GDP??1?????????????0.3%??

??4??

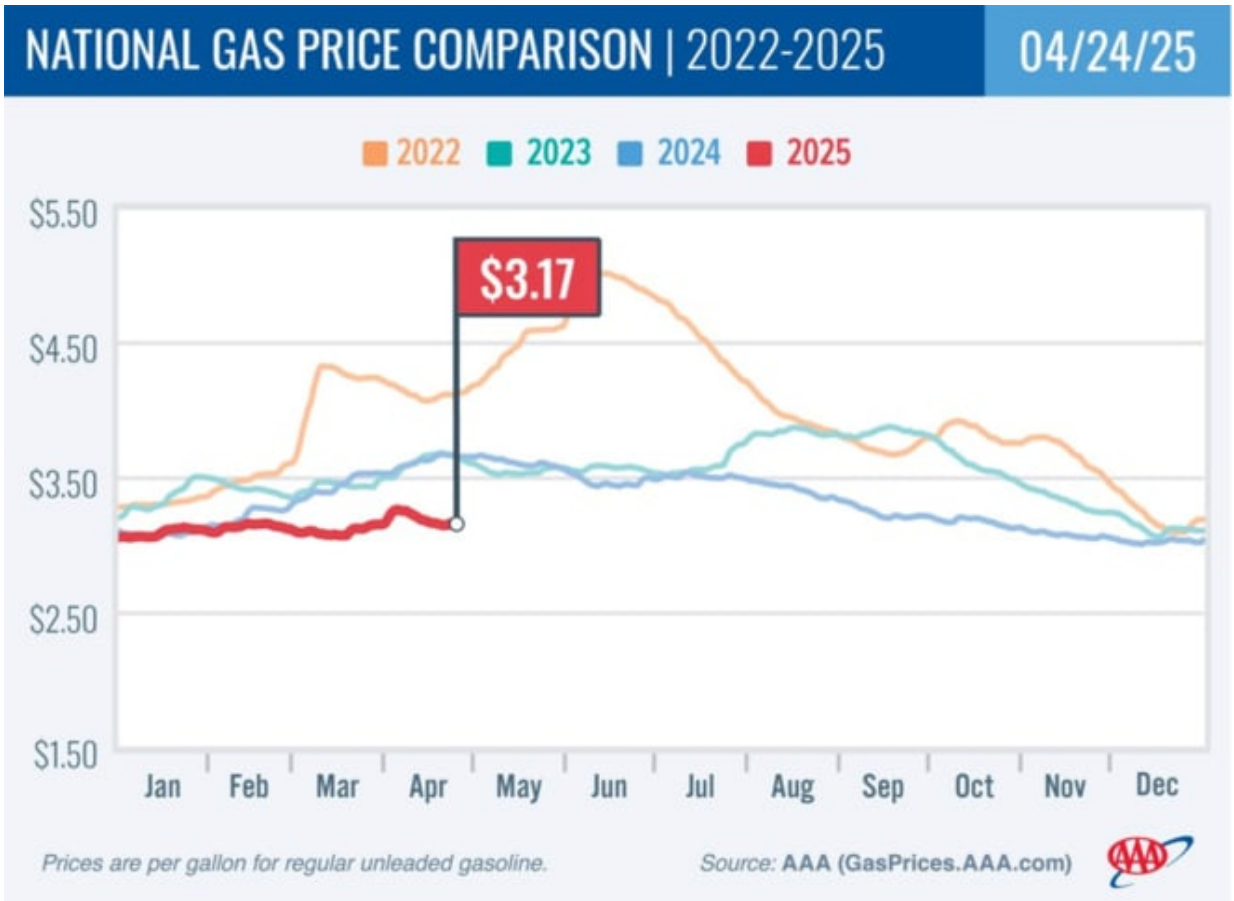

?4?2022?2025???????

?????????????????????Drill Baby Drill
??

??????????????????????????WTI?????????13??????????????2021?11??COVID????????????????
?S&P 500 ????????????????????15%????????????????????????????????????S&P
????????????????2020????????????????????????????????

????????????????????????????????????



Elena Merkulova/iStock

??26.7??????????????????????????????????28.6????????????

??2040??????????14?/kWh??????20GW????2000?????????????????????



??????????
Wikipedia??

??????????????

?????????????????????

Posted in ??????????, ???, ?????????? | No Comments »

?????????????4?????????????

?? ?? · Friday, May 2nd, 2025

??——??GX????????????????2050?CO2????????????????

????????????????????????????

2023?????CO2????????????37.4Gt?????????????10????????1????????33?????????????2?????13??3??????7??4??????5??5?????3?????????????????2.6?????????2?????????????????5??????????60?????????

??

????????????????????????????2024?????????????11.1???????1,080????????????????????????3??1??

????????????????“????”?????????

?? ?? · Friday, May 2nd, 2025

EyeEm Mobile GmbH/iStock

??SNS?????????

????????????????29????????????GW???????

??

????????????????

?????????????global warming?????????????????????????????????CO???IPCC????????????????????????????????????CO????????????????

??

??????????????????

??

IPCC????????????

??????????????????UNFCCC??IPCC??2000?????global warming??????climate change?????????????????

??

??

??????????????????????

??

????? ? ??????? ? ??“????”????????????

??

??

??????????

??weather?????????????????climate??????????????????

????????????????????????????????????“????”????????????????????????????

????????????????????

????????????????????????????????

??	?????	?????	???????????
??????	??????	???????	????????????
?????	????????	???????	????????
???????	?	??????	“??”????????
?????	????	???????	?????????

??

????

??

??

??????????????????????????????????

Posted in ???, ????? | No Comments »

??????????????...??????????????

?? ?? · Thursday, May 1st, 2025

yamasan/iStock

????????????????????????????????

??

? ? 4 ? 2 ? N A N O N u c l e a r Energy??KRONOS MMR??????????????????????????

©? Nano Nuclear Energy, inc.

??????????????????????????4???3??????????

?4???5????????????????????????????
?

??Self-Consistent Nuclear Energy System?SCNES??????4?????????????????????Generation IV International Forum?GIF??????????SCNES?????????????????????[21?]?

? ? ? K R O N O S MMR™?????????????????45MWt?????????????????????????100??1???5?????????????????????11?????????????????????

???????LEU?????????????????HALEU???

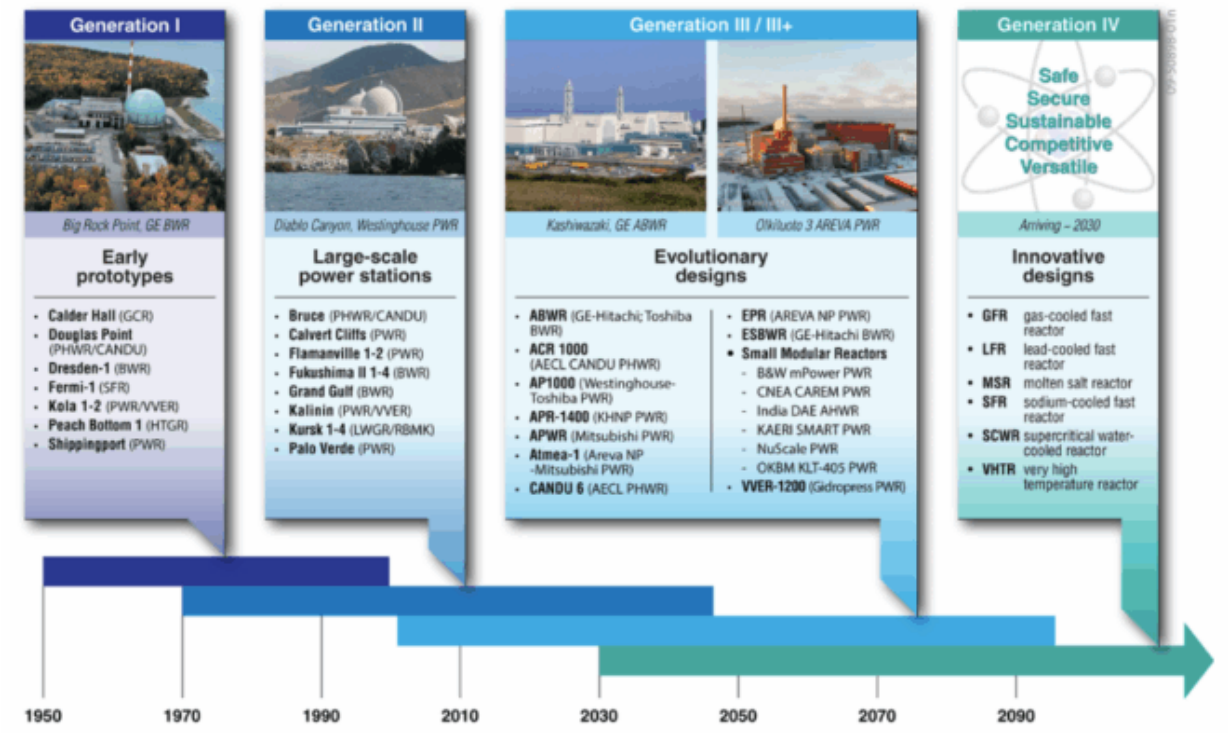

?4??????????????
©? Generation-IV International Forum

?????????

??

??????????????????????????????????????

??

? ??????

??

??

??

??JAEA??????????????????????

??

??????????????

Yastaj/iStock

?????????EU?????????????????CBAM?????????????????????????????????????CBAM???

EU??????BRICS?????????????????????

????CBAM??????????????????????????????

1. CBAM?????????????????????

EU ETS???€80/t-CO?????????????????????????CO2????????? × EUETS????????????????????? ÷ ?????????????CBAM??????????1??????? 1€ = US$1.10?????

???20%??79%??

CBAM対象品目 (HS4/HS6)	A 典型的埋込排出量 (t-CO_2/t-製品)	B 代表的国際価格 (US$/t)	C CBAMコスト (US$/t)	D CBAM税率 (%) =C／A	補足 排出が少ない場合の税率
鉄鋼 (HS 72)	2.0 t/t鋼 (高炉材)	900	176	20%	電炉材なら 0.9 t → ≈9%
アルミニウム (HS 76)	12 t/t (石炭火力電解)	2500	1056	42%	ノルウェー水電解 ≈4 t → 14%
セメント／クリンカ (HS 2523)	0.9 t/t	100	79.2	79%	副産石灰石混入で 0.7 t → 62%
窒素肥料 (HS 3102)	1.6 t/t	500	141	28%	省エネ改修で 1.3 t → 23%
水素 (HS 2804) 〈グレー〉	10 t/t-H_2	1400	880	63%	ブルー(CCS) 4 t → 25% グリーン 0 t → 0%
電力 (HS 271600)	0.4 t/MWh (ガス機平均)	110	35.2	32%	水力 0 t → 0% 石炭 0.9 t → 72%

??CBAM???????????

?????????

- EU? ??EU????????
- ???LCA?????????????????????????
- ETS??? €100/t ???????????????? **1.25?**????

2. CBAM??????????????????

??????????????????????????EU???????100??????????????????????????6??

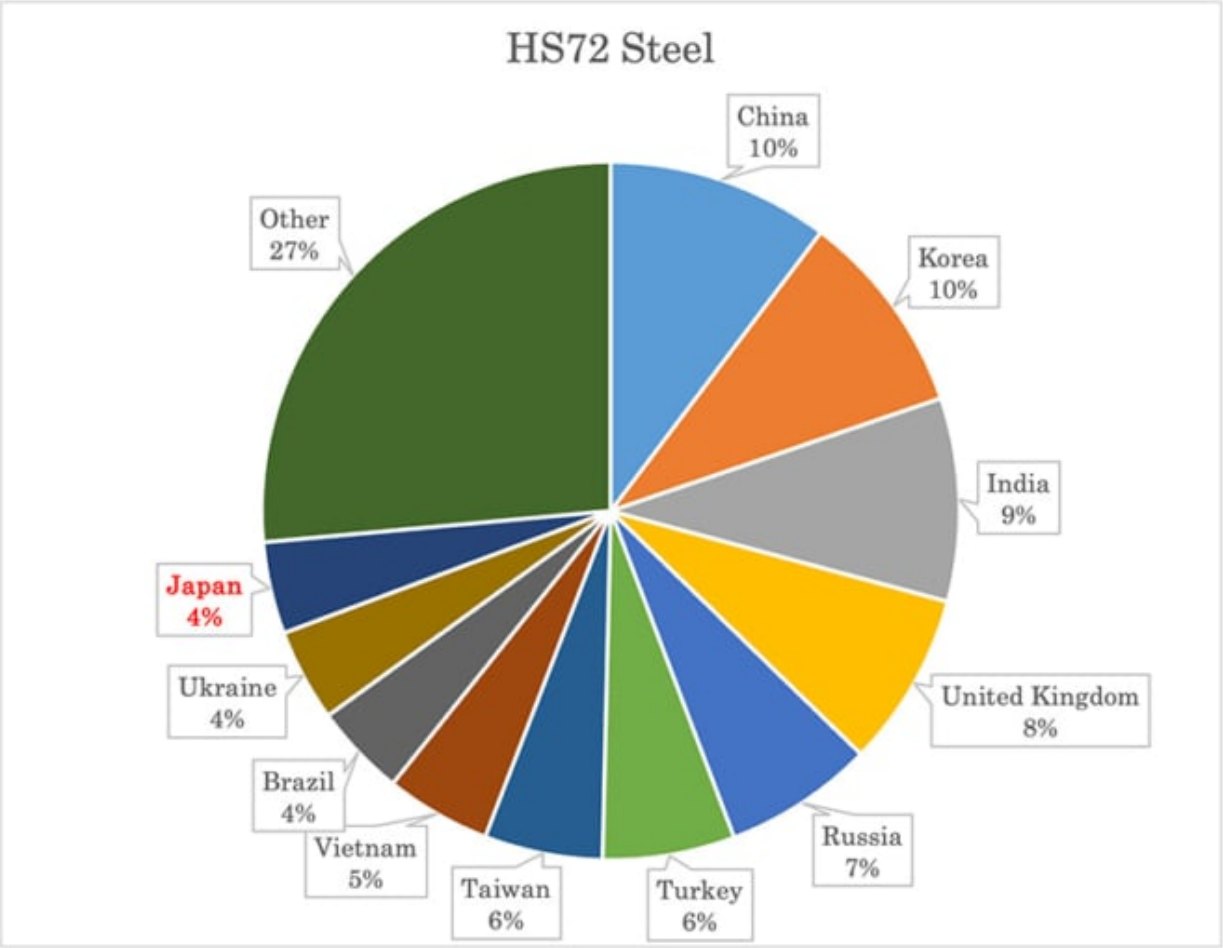

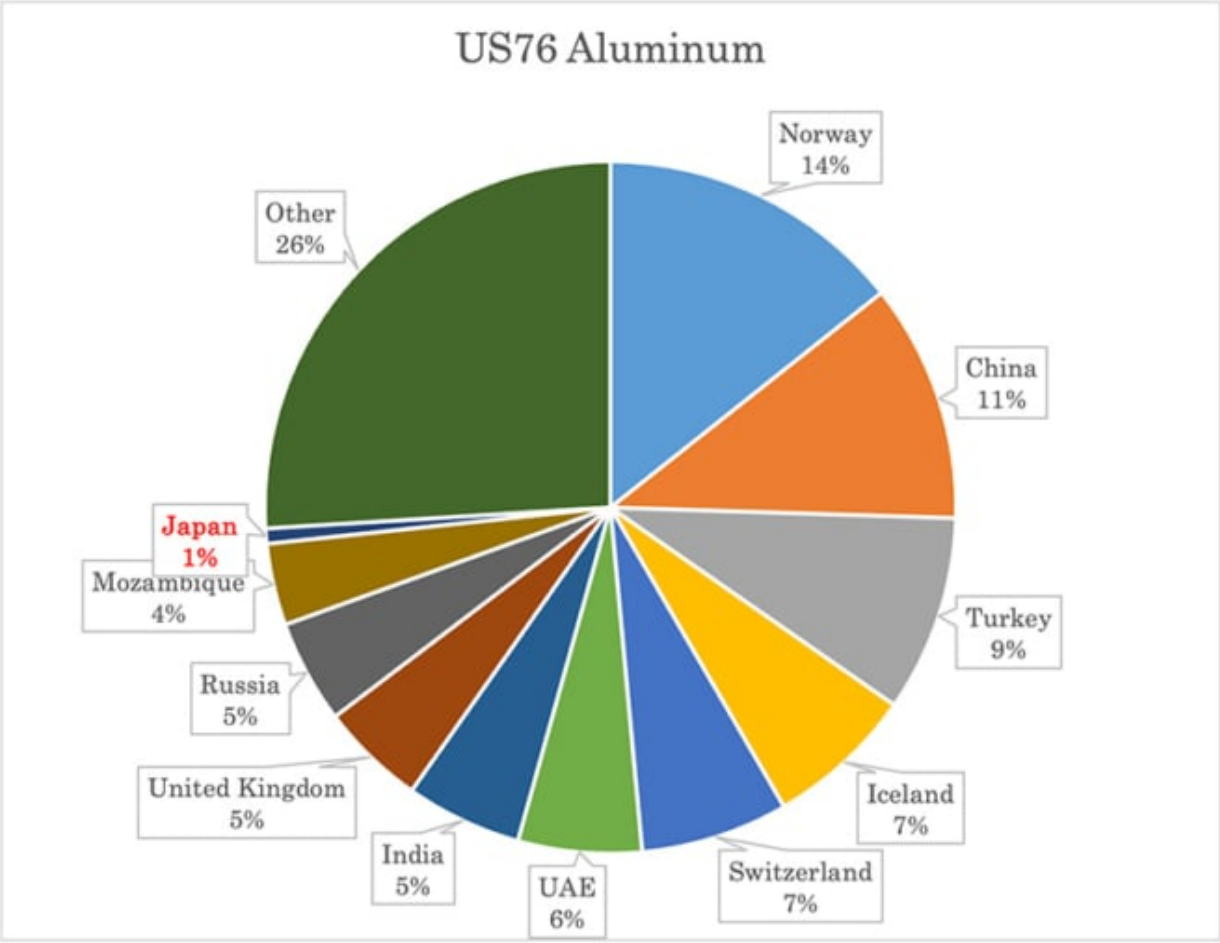
US76 Aluminum
Norway 14%
China 11%
Turkey 9%
Iceland 7%
Switzerland 7%
UAE 6%
India 5%
United Kingdom 5%
Russia 5%
Mozambique 4%
Japan 1%
Other 26%

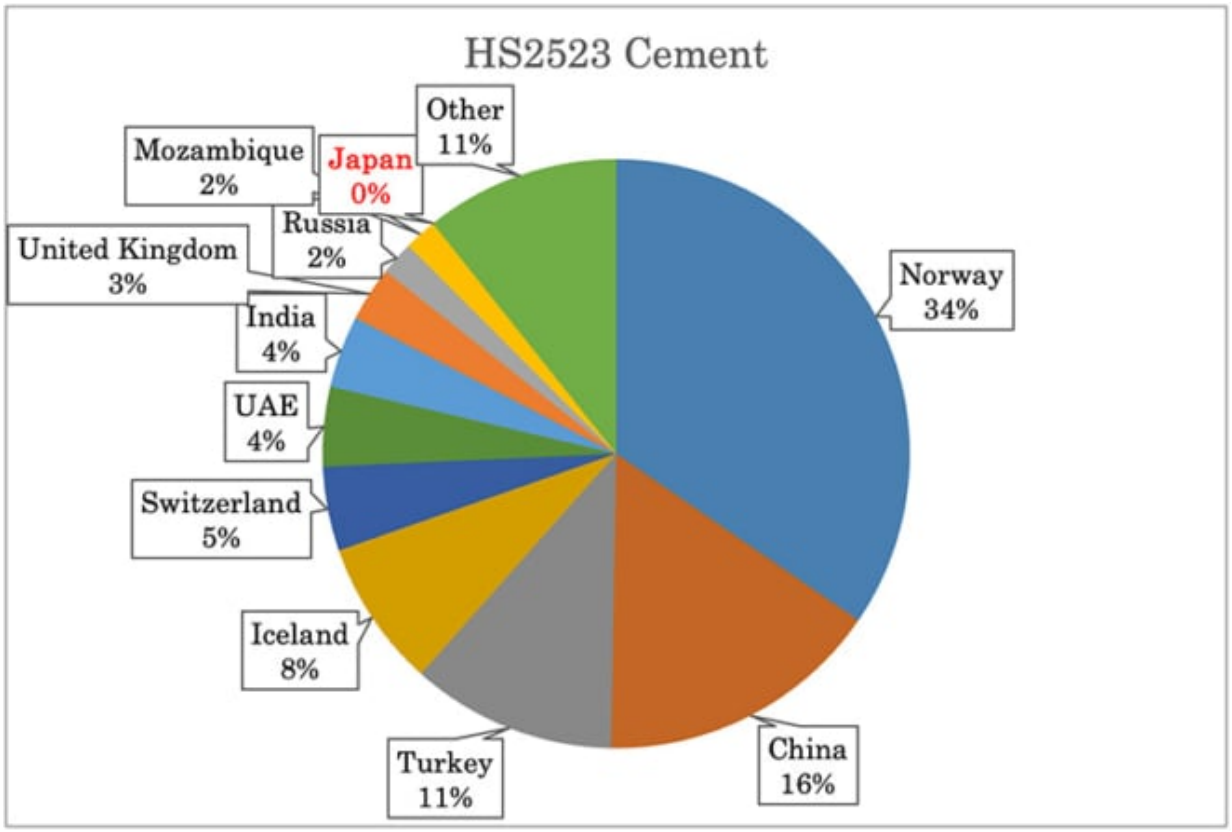
HS2523 Cement
Other 11%
Mozambique 2%
Japan 0%
Russia 2%
United Kingdom 3%
India 4%
UAE 4%
Switzerland 5%
Iceland 8%
Turkey 11%
China 16%
Norway 34%

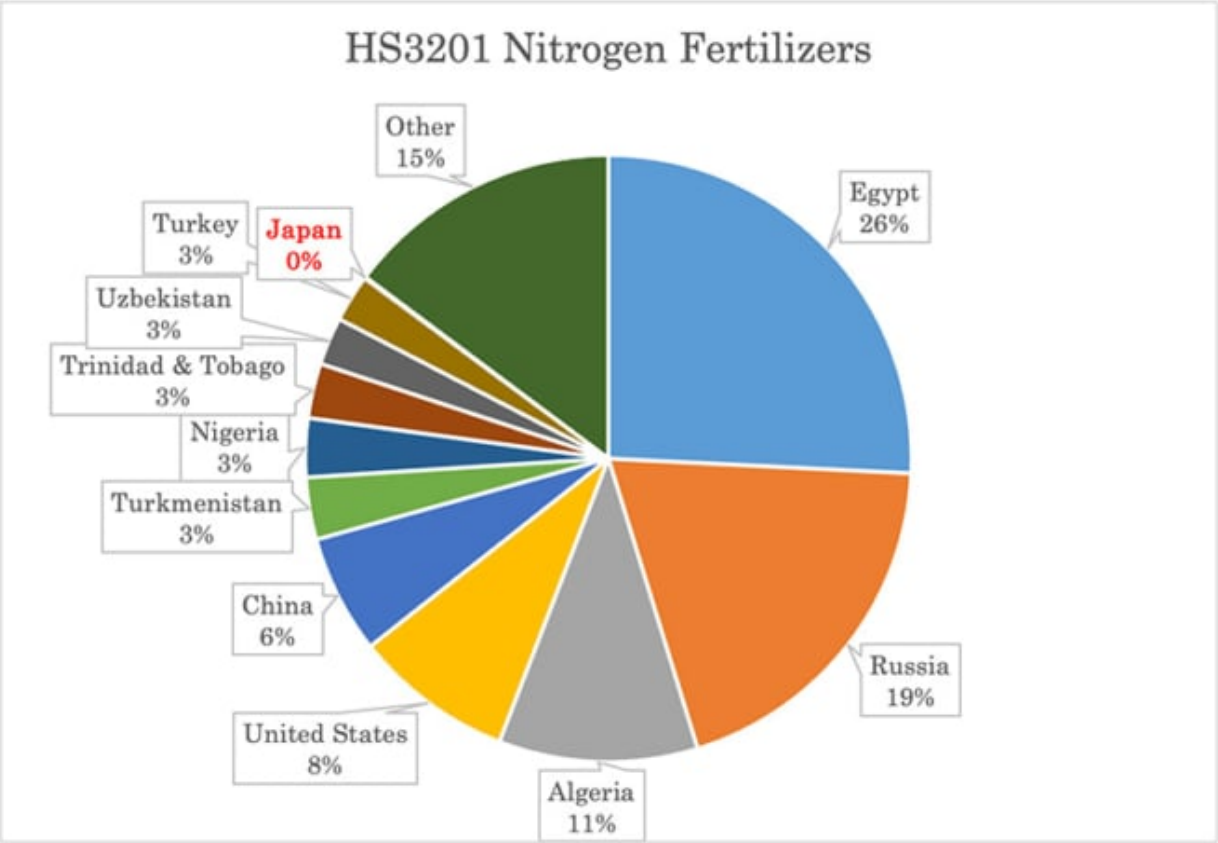
HS3201 Nitrogen Fertilizers
Other 15%
Egypt 26%
Turkey 3%
Japan 0%
Uzbekistan 3%
Trinidad & Tobago 3%
Nigeria 3%
Turkmenistan 3%
China 6%
Russia 19%
United States 8%
Algeria 11%

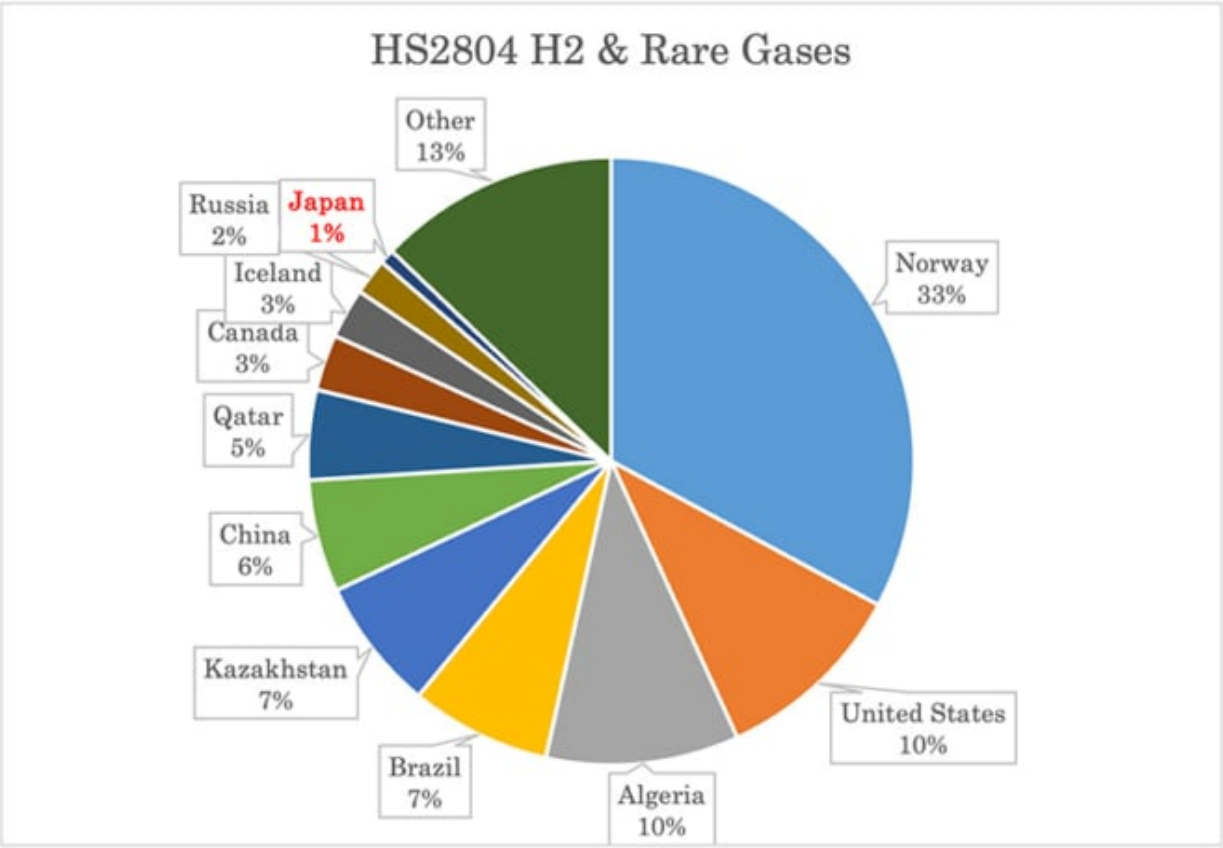
HS2804 H2 & Rare Gases
Other 13%
Russia 2%
Japan 1%
Iceland 3%
Canada 3%
Qatar 5%
China 6%
Kazakhstan 7%
Brazil 7%
Algeria 10%
United States 10%
Norway 33%

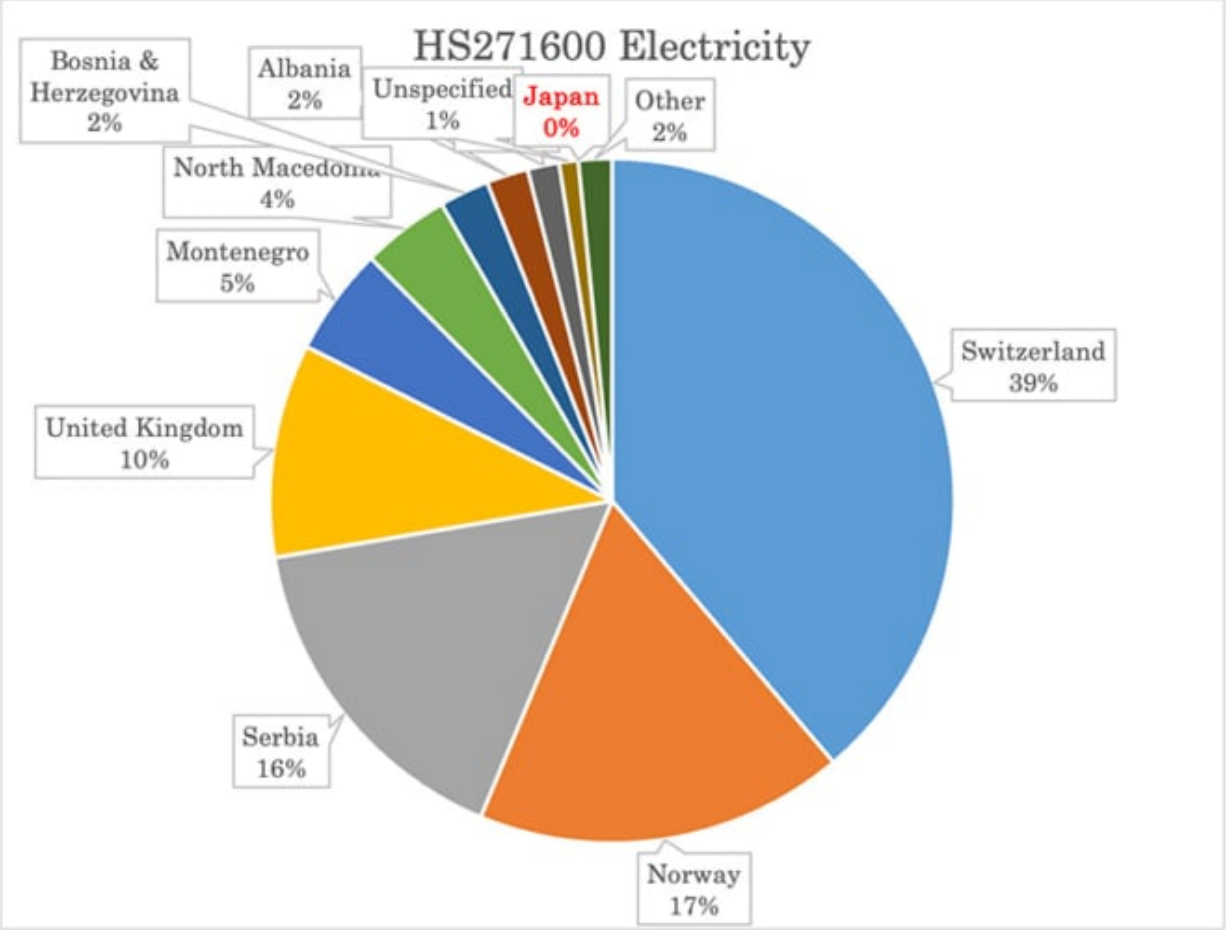

??????????????????????4?????????????????????????11???EU????????
??????????CBAM??

?

?????????????????????

Posted in ??????????, ???, ????? | No Comments »

EU??????BRICS??????????????????

?? ?? · Wednesday, April 30th, 2025

Nina Borisova/iStock

?????GX?????????????????????2026?????????????????????????GX-ETS?????????????????5?15?????????????????

?????????????????????????EU?????????????CBAM?????????????????CBAM???EU?????????????CO2????????EU?????????4???82??

??

??????????????2025?3?14??????????????

> ?EU?CBAM?“???????”????????????????ETS????????????????????????????????????GX?????ETS????????????????????????????

???????

????????????????

???CBAM?????????????BRICS?????????????????????????EU?????????????????????????????CBAM???????????????

??????????????????????

????????2023??EU?????????47???????43????????43??????????19????11???????

???????????????2.3????????0.7???

? ? ? ? C B A M ? E U ETS???80???20?????42??????79??????28???????63????

??56??????????

India aims to safeguard steel trade interests from EU carbon levy

?????????EBRD?????????????????????????83????????????

CBAM TRAINING. CASE STUDY – CEMENT INDUSTRY. EGYPT. December 6, 2023.

?????CBAM?????????????BRICS?????????????????????????2024?10?????????????????BRICS???CBAM????????????????????

BRICS??????? ?????????????????????

????????????????????????????????2026?????20????35?????????????????????????????????

India will take up carbon tax issue ‘very strongly’ with the EU, says Piyush Goyal

????????????????????????EU???

BRICS????40?????????????????6???BRICS?????????EU?????????CBAM?????????????????????

??10??????????400?????????????????????????CO2????60???CO2????????????????????????

????????2050?????????????????????2013???2030???46??2035???60??2040???73???

??CO2?????????????????????

2030???46?????????????RITE??????30???

GX?????????????????????????????????????

??

??EU????????????????GX??????????????????????????????????

?

?????????????????????

Posted in ??????????, ???, ????? | No Comments »

????????????????????????????????

?? ?? · Monday, April 28th, 2025

Floriana/iStock

???2050??????????????2013????????CO2???1??

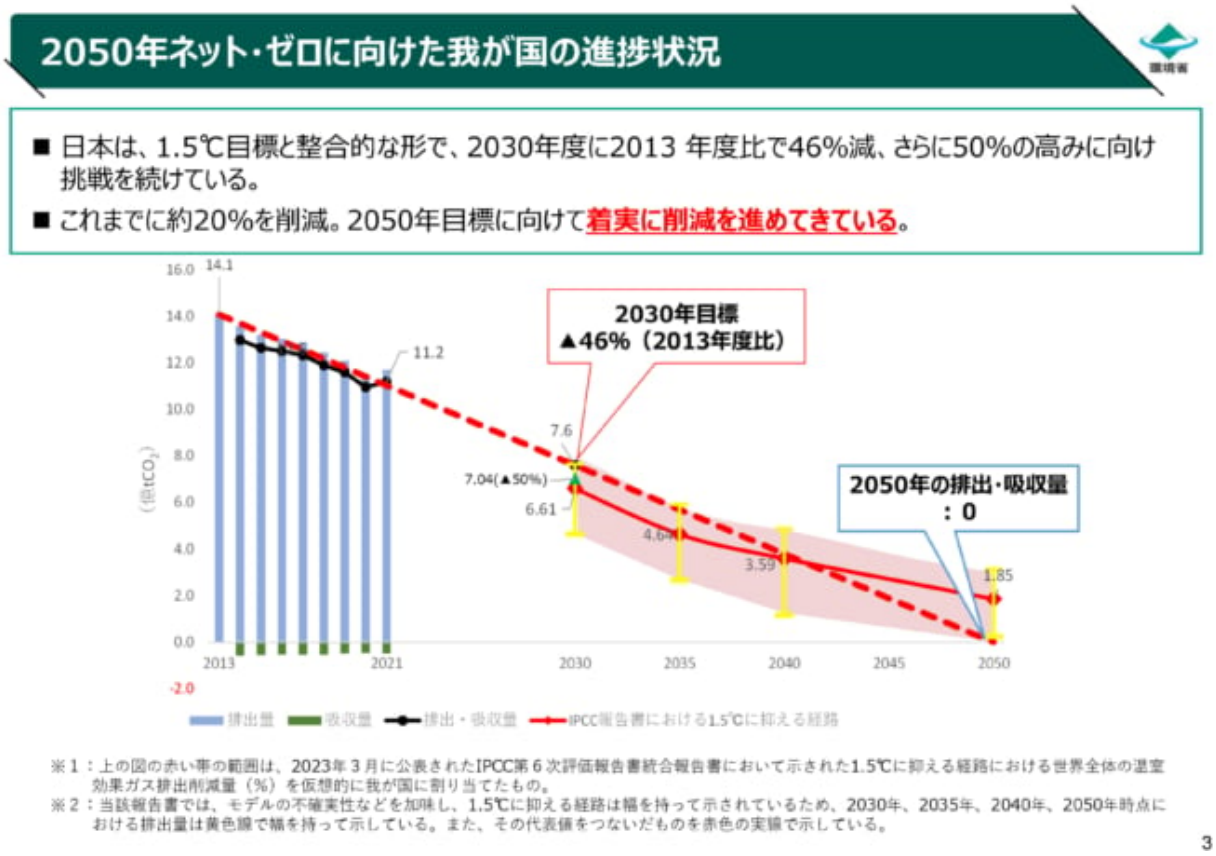

?1??????COP28???? GX??????9???

??????????????G7???????????2?????????????????????????2050?????????CO2???

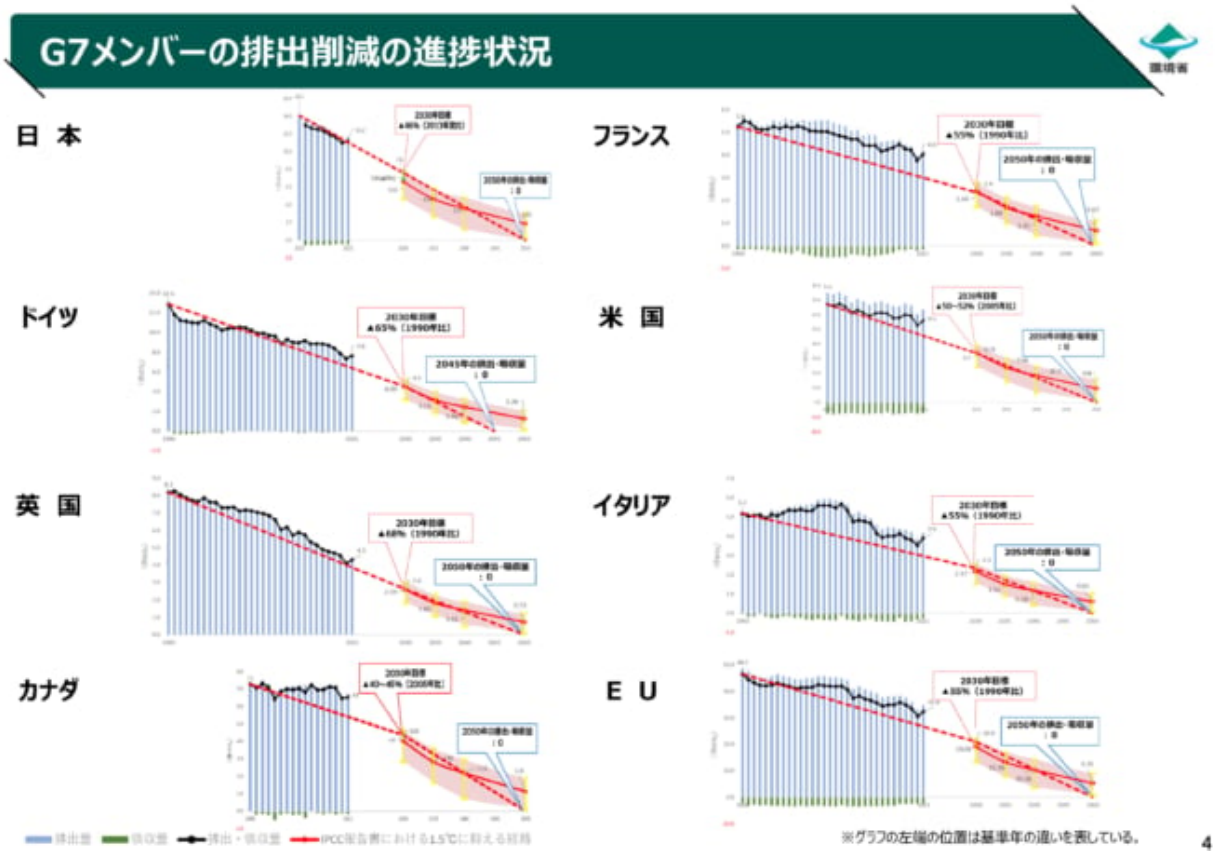

?2??????COP28???? GX??????9???

??CO2?????????????????????????????????

??????????????????

??2060??????2070????CO2?????????????????????
????????????????

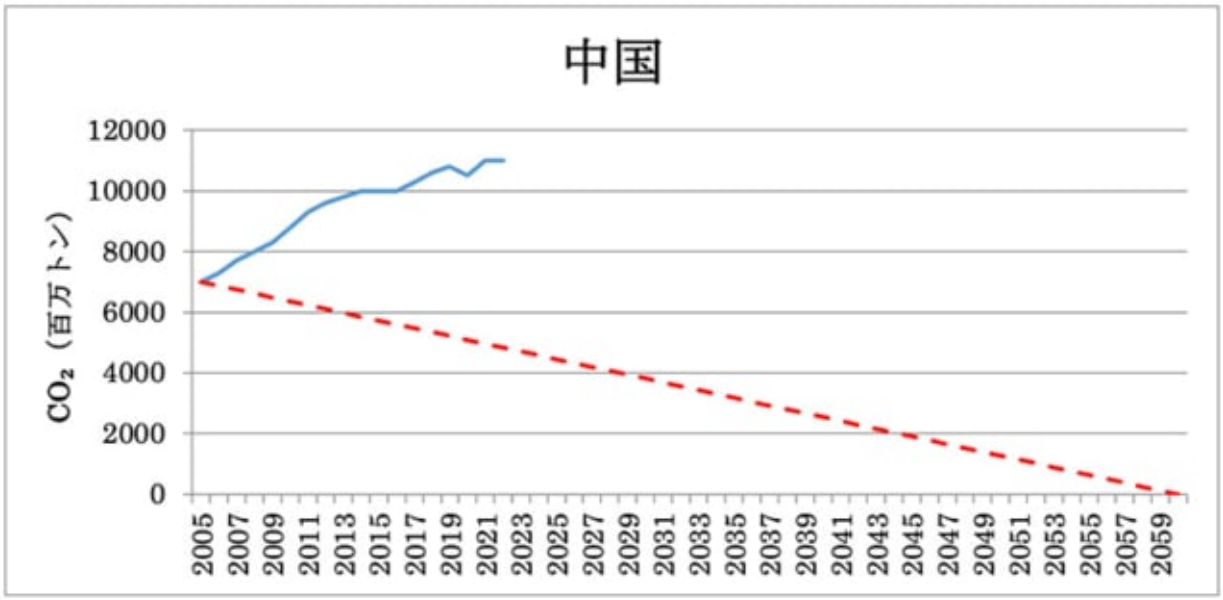

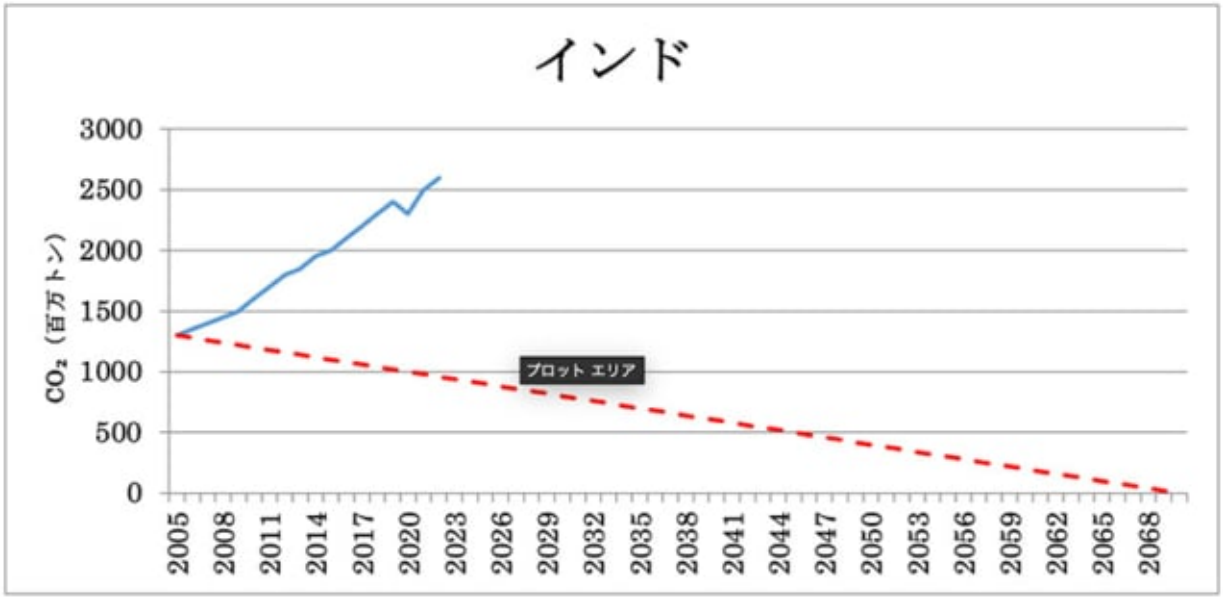

?3????????????????????????
????????????????OurWorldInData

??????????????????????????????????????

????????????????????????

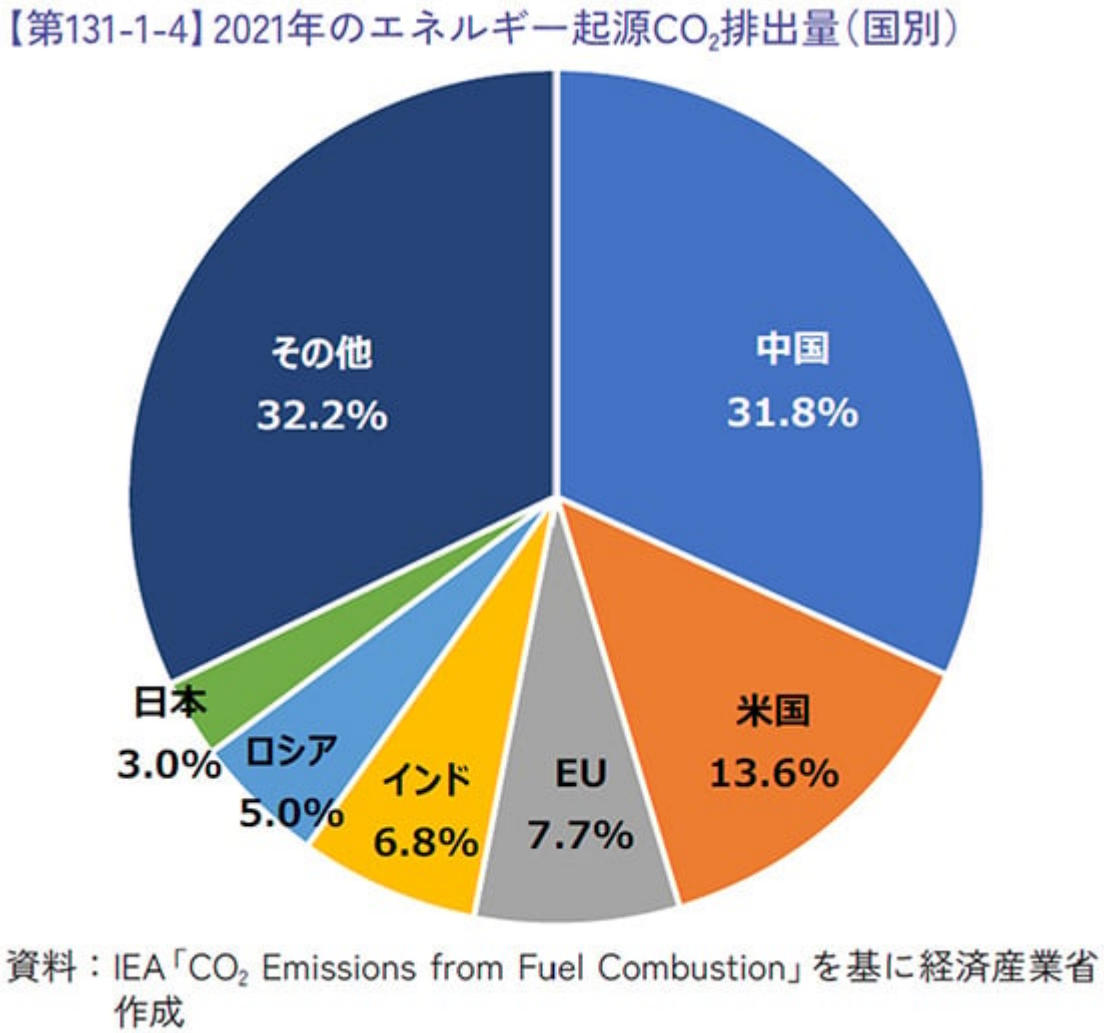
【第131-1-4】2021年のエネルギー起源CO2排出量（国別）
その他
32.2%
中国
31.8%
米国
13.6%
EU
7.7%
インド
6.8%
ロシア
5.0%
日本
3.0%
資料：IEA「CO2 Emissions from Fuel Combustion」を基に経済産業省作成

?4?????????????????????5????

????????????????????????????

【第132-4-1】エネルギー起源CO_2排出量の推移（主要国・エリア別）

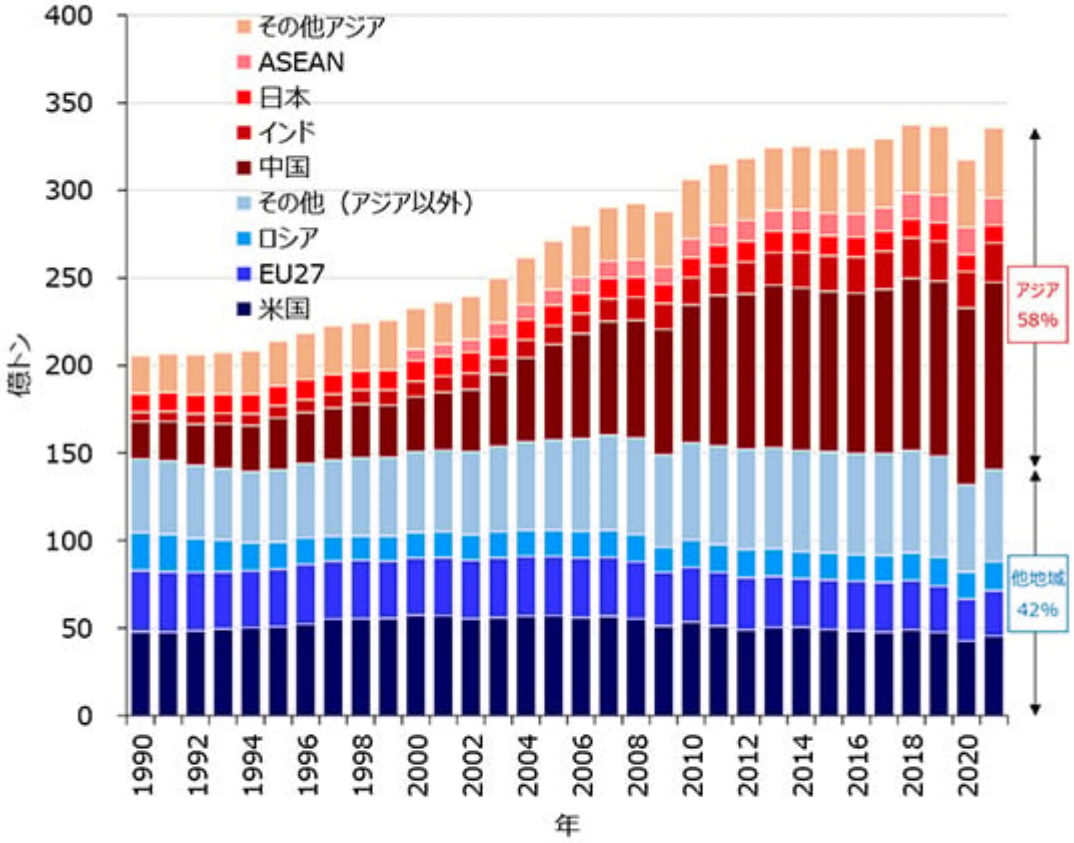

（注）1999年以前の「その他アジア」には、「ASEAN」を含む。
資料：IEA「CO_2 Emissions from Fuel Combustion」を基に経済産業省作成

?5?????????????????????5????

????1??2??

?

?????????????????????

Posted in ???, ????? | No Comments »

?????????????????????

?? ?? · Monday, April 28th, 2025

menonsstocks

????????????????????????

??????????#539 -????????????- ?????????

> ?????????????????????????/?????????????????????Aspiration Partners?Inc.????????????????????

> ?????????????????????????????1?4500????????????????????????????????

> ????????????????????????????????

?30??

? ? ? ? ? ? ? ? ? ? ? ? J -
????????????????????????CO2???CO2?1????????????

??

?

?SDGs?????????

Posted in ??????????, ???, ???? | No Comments »

????????????????????????????

?? ?? · Sunday, April 27th, 2025

bymuratdeniz/iStock

??????33??????????????????????????[?1?]?

??2018????????????????????

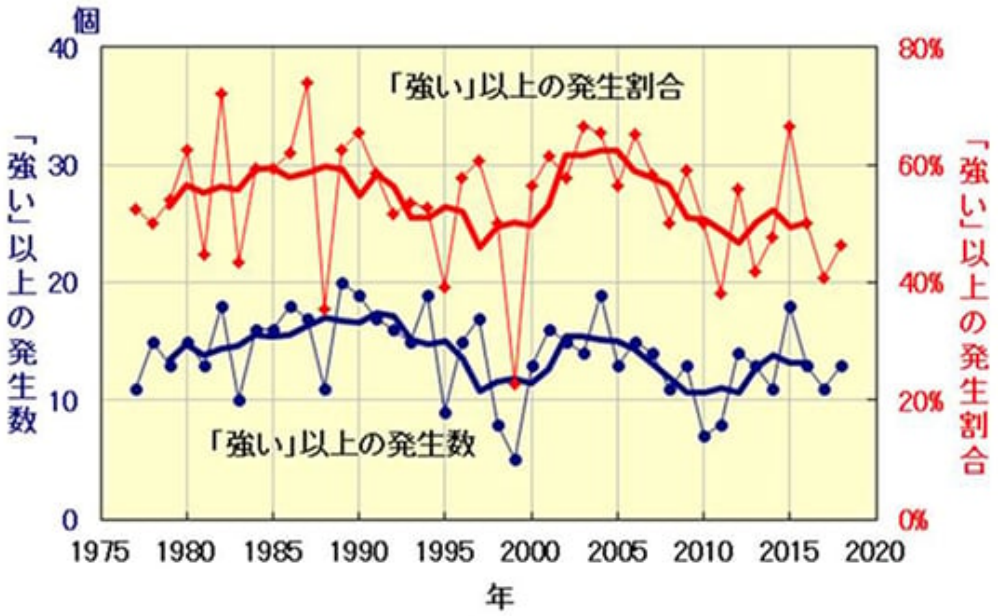

図 2.4-3　「強い」以上の勢力となった台風の発生数と全発生数に対する割合の経年変化

細い実線は、「強い」以上の勢力となった台風の発生数（青）と全台風に対する割合（赤）の経年変化。太い実線は、それぞれの 5 年移動平均。

??????????????????2018?

???????????2019???

????????????AI?ChatGPT o3???

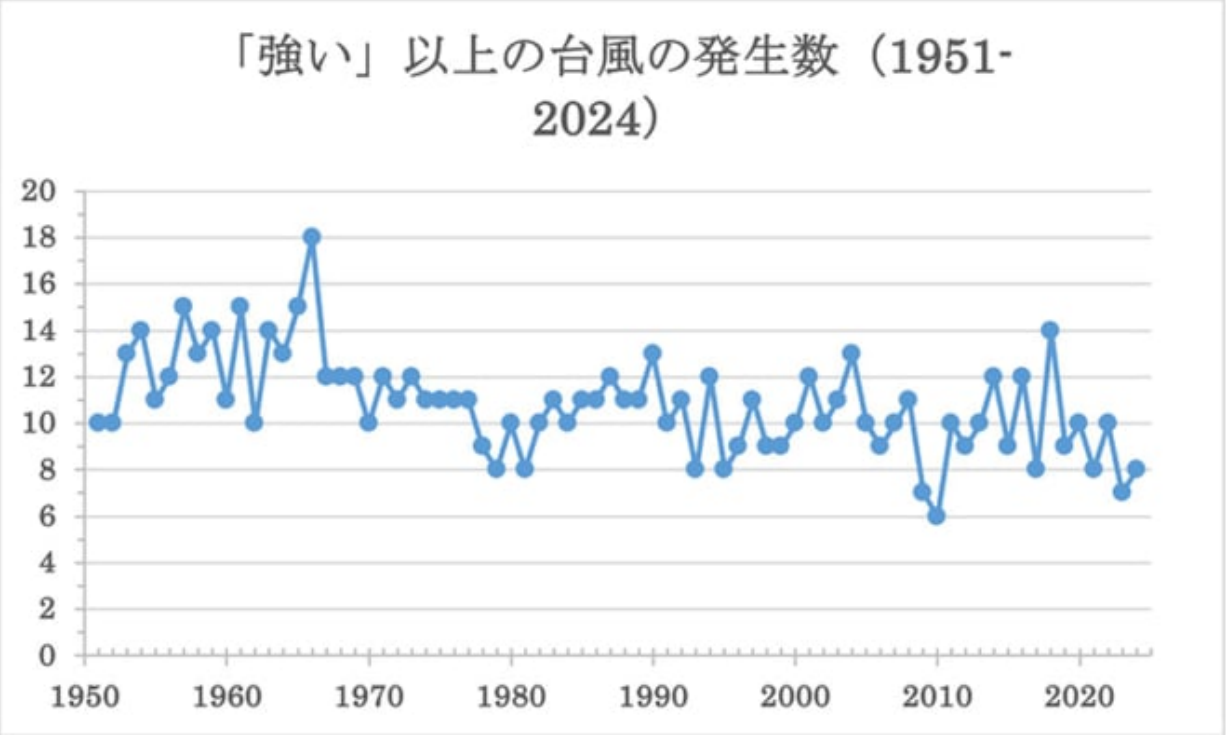

??

????????????2018??????

> ??1977????????????????????????????
> ???????1977?2018????????????????????

???????

??????1977??????????????????????????????????

????????1977?????????????????????????5???20????????????????????????????????????[???]?

??

????????????????????????????1960????????????????????????????????

??

????????????????????2018????????????????????????????????

??? ??

?

?1??10????????????17m/s??

?APressure-Based Analysis of the Historical Western North Pacific Tropical Cyclone Intensity Record
?Reliability Analysis of Climate Change of Tropical Cyclone Activity over the Western North Pacific
?Trend discrepancies among three best track data sets of western North Pacific tropical cyclones

?

?????????????????????

Posted in ???, ????? | No Comments »

??????CO2??????????????

?? ?? · Sunday, April 27th, 2025

Sansert Sangsakawrat/iStock

????????????CO_2??????????????CO_2??????????????????????????????????CO_2??????????????????????
????????????????????????????

??

??????????????????????

????????????????????????????????**???????**??

?

????????????????????????Q&A 181??????????????????????2024??

Posted in ???, ????? | No Comments »

??????????PV??????????????????

?? ?? · Saturday, April 26th, 2025

???????SNS??

??

????????????????????????????????????

??????????9?????[21?]????????????????????????

????????8.7???[22?]????GDP?2??????12.2??????????????????????3???????????18.3??

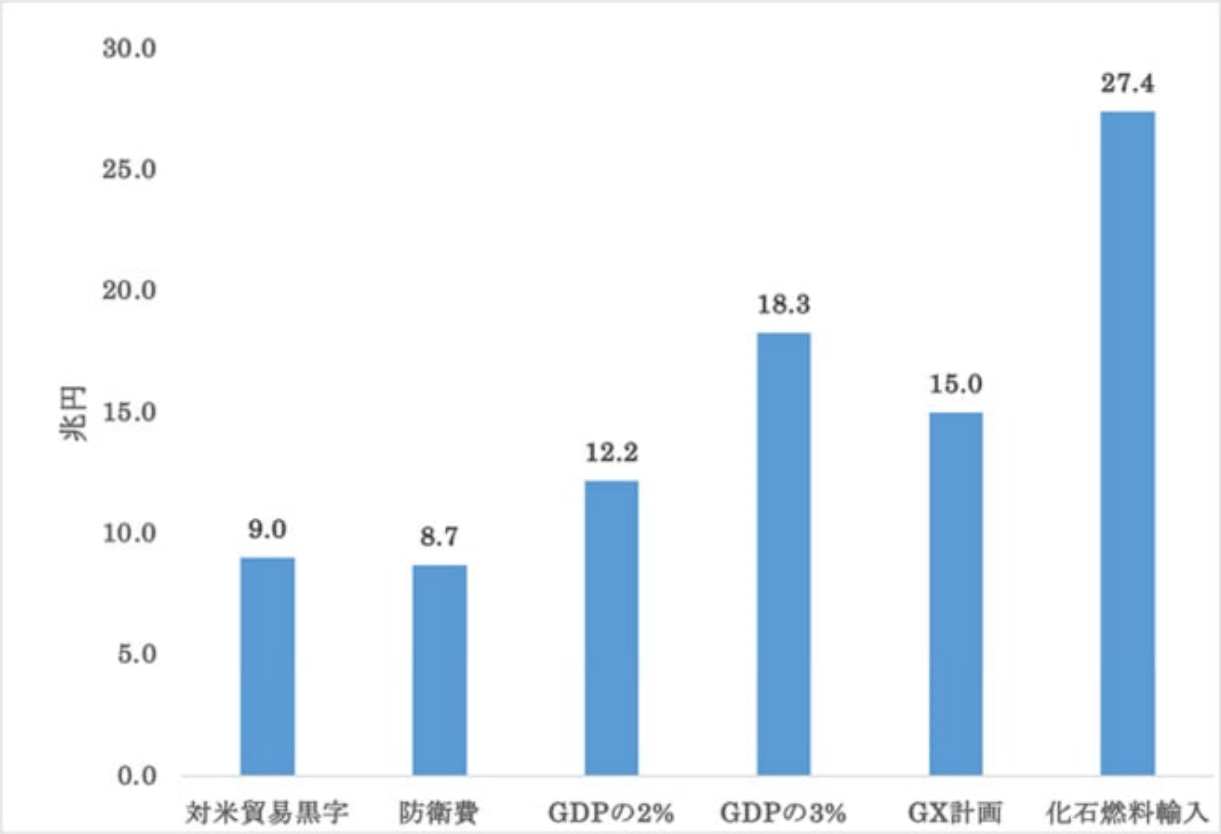

??????????????????????????

????????????????????????????????GX?????????????????10??150??????????????????????????????15?????????

??GX?????????????????EV?????????????????????????????????9?????????????????????????6???8??????EV?????????????????????

???GX?????????????????????????????????

??GX??

???????GX?????????????????????????????????GX???

????????????????RITE????p6???2030?????GDP?????30????????????????????GX???CO2??

????????????????????????????????

????????????????27.4?????[?3?]????????????????1.4???????[?4?]?

??

??

品目	輸入額（兆円）	主な特徴
LNG	0.78	シェール由来
原油・石油製品	0.42	メキシコ湾軽質油中心、約14-16万bbl/日
LPG	0.11	エチレン原料・家庭用の調達元として定着
石炭ほか	0.02	コークス用が主体

?

?????????????????????

Posted in ??????????, ???, ?? | No Comments »

??????“???97%”????

?? ?? · Tuesday, April 22nd, 2025

EvgeniyShkolenko/iStock

????

???????????CO2?????????????????????????97?????????????????????20?????????????????????????????????????

??97%????????????????????????????????

??

97???????????

?97%??2013???11,944?????????abstract???????????97.1%??

Consensus on consensus: a synthesis of consensus estimates on human-caused global warming

??CO2??

??

CLINTEL????????WCD??????????????????????????????????2025????????1983??

????????????????????CO2??

??????????????????

??

??

??????CLINTEL??97??

????

??????????????

??????????????????

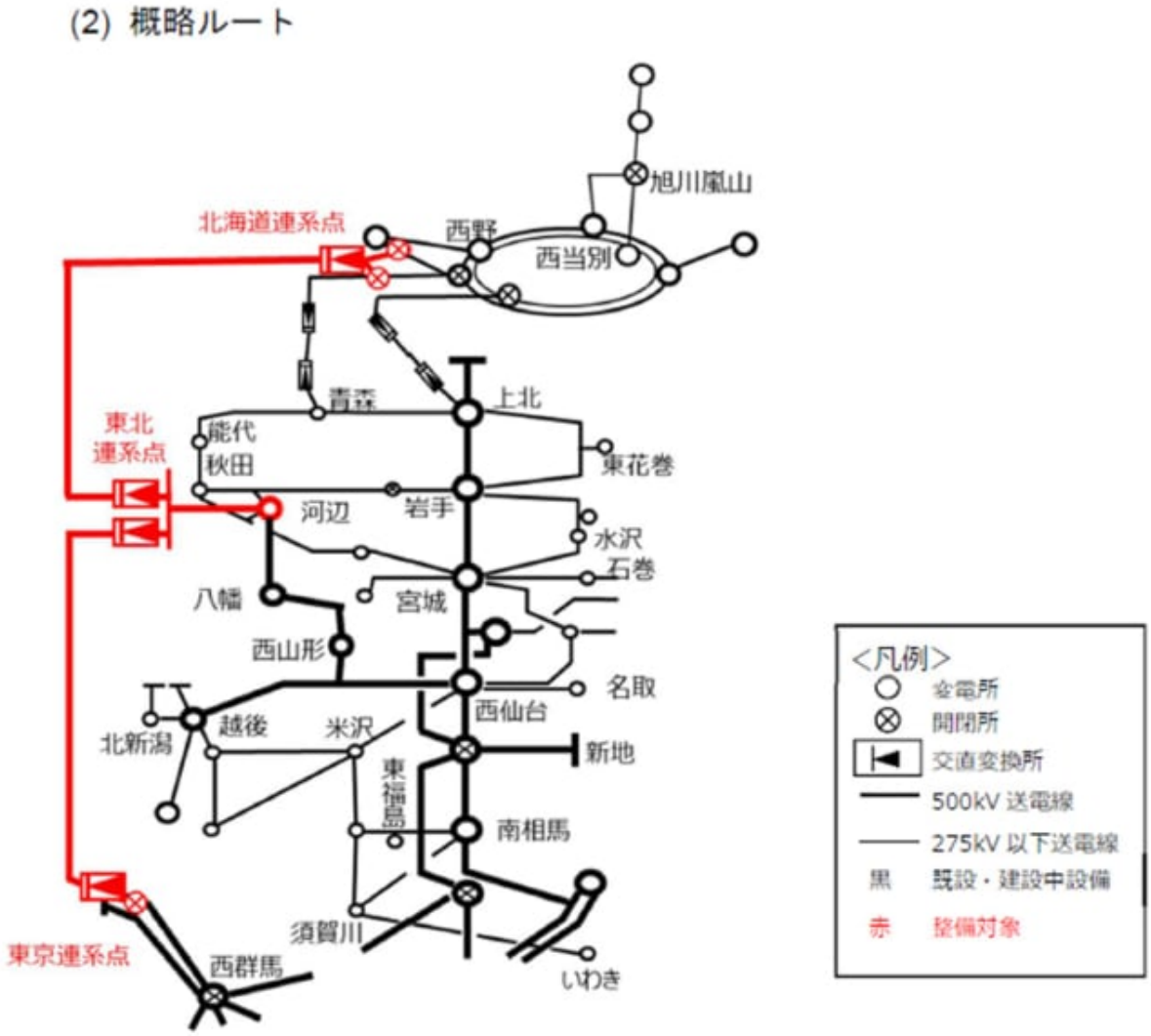

?1 ??????????????????????
OCCT????

??????????????????????????????4?????????????????GE??

????????????????2025?4??????2??????????1???12??

?????????????????

????????????????????????????????1?5000??1?8000???1??????

工事内訳	概算費用
海域工事	8,700億円～1兆1,000億円
陸上工事	4,700億円～　5,100億円
開閉所工事ほか	1,700億円
合計	1兆5,000億円～1兆8,000億円
参考	
約800km275KV送電線建設コスト	4,000億円
（鉄塔間300mとして、鉄塔2,700基と想定）	

?1????????????????????????
OCCT????

?????????????????????????????????275KV???800km?????????300????2,700?????????????????4,000???
????????????????1/2?1/3????????????

??
??

???????????????????????????? ????????????????????????????

> ??
> ??

??1??2????????????????????**????????????????????**????????????
??

?????????????????

??

??
??
??

?KW??????????????????????????????????????2??1,228?KW????????????200?KW?????????????????????2???????1.2?????????????????????????????????????2?????????????????????????LNG???100?KW?????????????????????????????

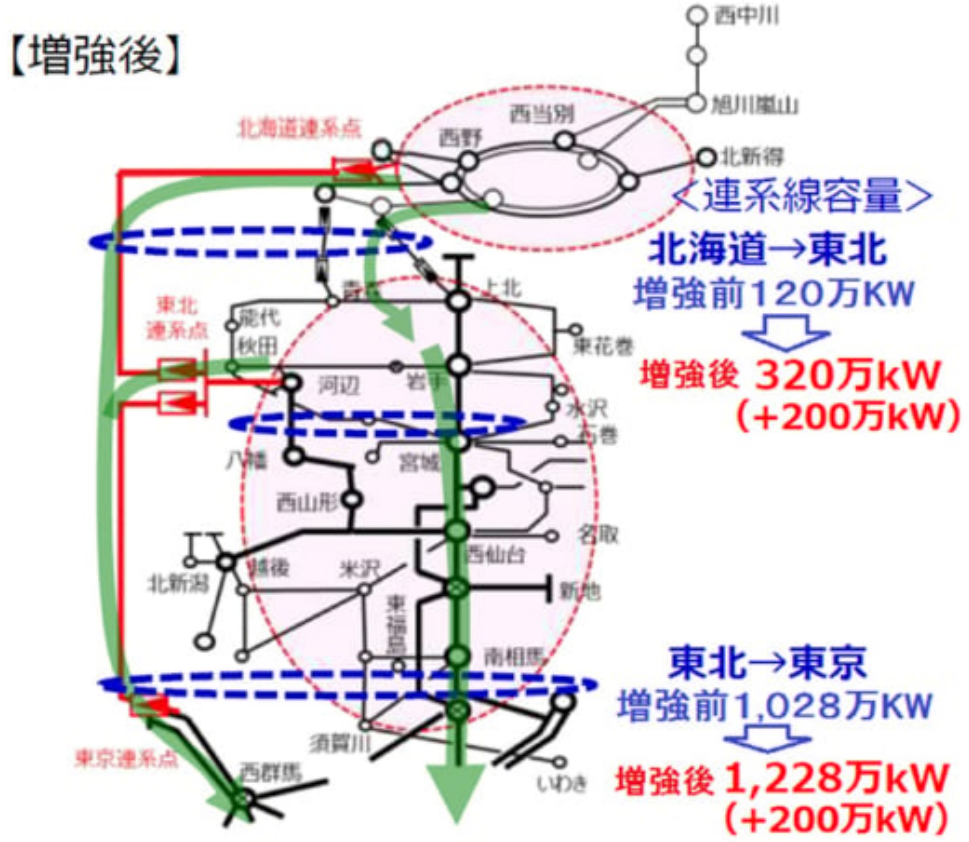

?2????????????????
OCCT????

??????????????????????

??????????????????????????????????????

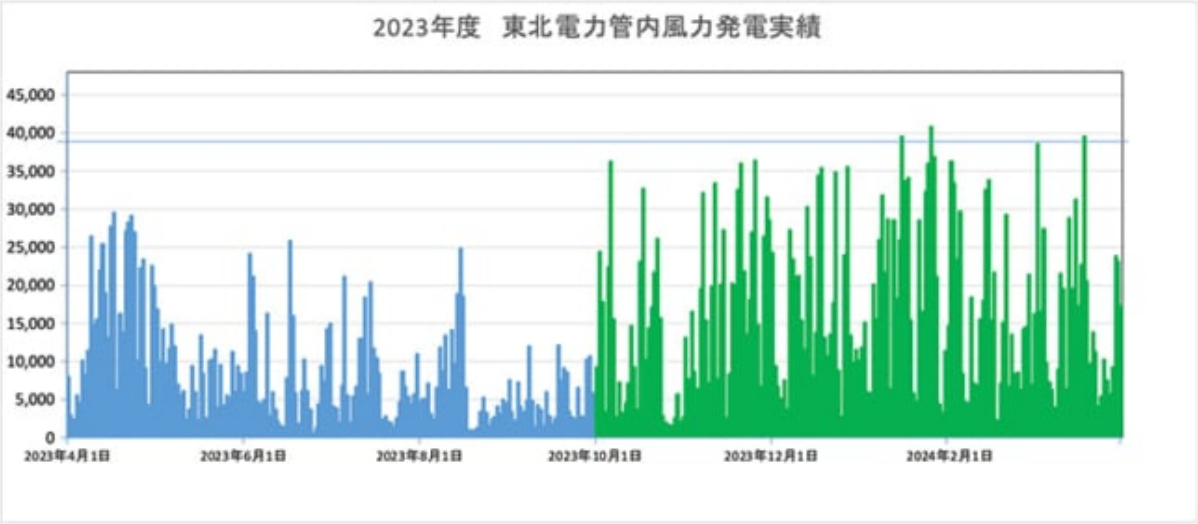
2023年度　東北電力管内風力発電実績
45,000
40,000
35,000
30,000
25,000
20,000
15,000
10,000
5,000
0
2023年4月1日
2023年6月1日
2023年8月1日
2023年10月1日
2023年12月1日
2024年2月1日

?3??????????????????????????2023??

????3???20?30%????????????

? ? ?

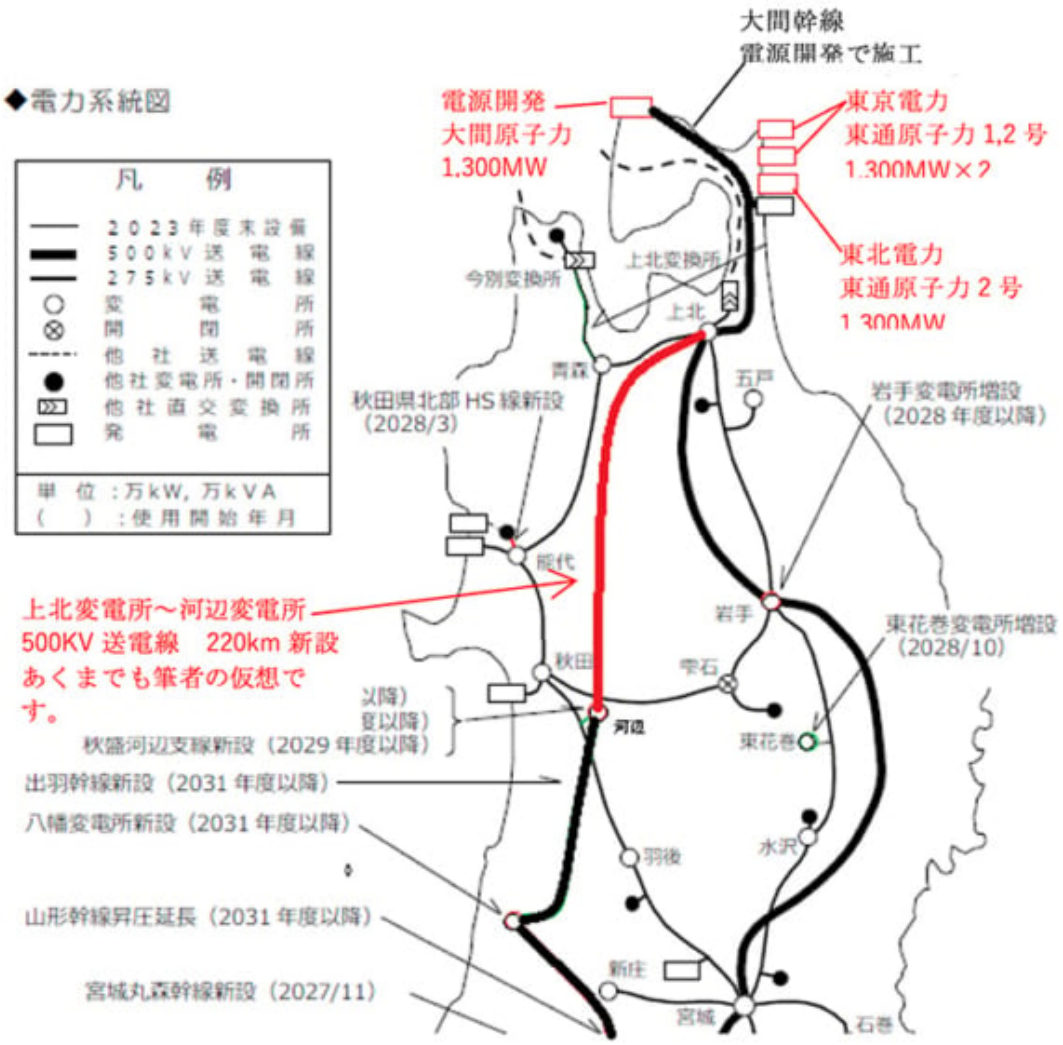

?4????????????2024??????????????????????????????

????????????????????????????????????1????????????1??2????????????2??????????????????550?KW??????

??2011????????????????????????????????????

?????e-fuel????????????

?? ?? · Thursday, April 17th, 2025

istock-tonko/iStock

????

??e-fuel??

??????????????????

e-fuel????

e-fuel?????H??????????????CO???CO???CO??????????????????????

EU???

EU??2050??????????????????????????????????2035????????????CO???

????2023?3?????????????????????????????????e-fuel???e-fuel??????????????????2035??????????????

????????

????????2020??????????????????2050???2035????????????100????????

??????????????????????EV?FCEV????????

????????????????e-fuel??????????????????????????????

e-fuel??????????????????

e-fuel?????????????????????????????????700?/L????????? ?????????????????????4????????

?????????????????????????????????????1Nm³???100?????e-fuel????????700?/L??????????????????30?/Nm³?NEDO?2030?????????????????e-fuel????????255?/L?????????????????????1.5?????????

????e-fuel?????????????????????????????????????

??????????????????????SAF?????????????????2025???ANA?JAL??

???2030??????????10%?SAF?????????????170?kL???????200?kL??100?120?/L?????SAF?300?500?/L??????????????????????????

????????????????????????50%SAF????????1?????????????????2????????1????????????????????????????????????2035?????????????????1?2????????2050????????????????????????

年度	SAF 製造コストの目標	航空運賃への影響（目安）
2025	300〜400 円/L	現行より数千円高くなる可能性
2030	200〜250 円/L	運賃への影響は 1 割前後に収束の可能性
2050	100〜150 円/L	運賃への影響は最小限、従来と同等もあり得る

???NEDO????SAF???????IATA???

????????

e - fuel?SAF???2035??????????????????2050??

photonarrative/iStock

??????????????DWS?????????????2700???????????

> ?????????????????DWS????2500?????2700?????????????????????DWS????????????????????????????ESG???DNA?????????????????

> ?????????????????????????????DWS?2023?????ESG???2500?????????????????????????

> 2020?????????????????????????????DWS???DWS???2021?????????

> ?????????????????DWS?????????????????????????CEO?????????????????????

????????????????DWS??ESG?????????????????????????????????????2023??2025??????80????????????CEO???

??????????????????????2024?6?????????????????????????????ESG??????????????????????????????

???????Climate Action 100+???ESG?????????????????????most radical offenders???ESG???

ESG????????2021???????????3???

???2023?5???2023??ESG?????????????????????????ESG???

?

?SDGs????????

Posted in ???, ????, ????? | No Comments »

“??”??????????????????????

?? ??? ?? · Friday, April 11th, 2025

DesignRage/iStock

??

?????????CDU/CSU????????/??????????????????????CDU???“??”?AfD???

??

????????????????

???AfD??????????????????????????????????????AfD??????????????????

?????????3?31??????????????????????????????RN??

??

Posted in ???, ?? | No Comments »

??????????????????????????????????

?? ?? · Wednesday, April 9th, 2025

anyaberkut/iStock

????????????5?????????????????????????????????????AZEC?????????????????????????????CCUS?CO2??

AZEC????????????12?????????????

????????????

??

???

??????????????

??????????????????????????????

??? ?? · Monday, April 7th, 2025

gorodenkoff/iStock

??????????

??30??

????????????????2024?4?1?????????????????????33???

??????????????????????14?kW?????????????????????????1?????????????170?kW????????????????????????????????

????????????????????????

?1????????1????

??2021?12???1??1??????????3???

?1???

順位	企業	風力発電メーカー	価格（円/kW時）	価格点（120点満点）	事業実現性（120点満点）	合計点（240点満点）
1	三菱商事チーム	GE	11.99	120	82	202.0
2	JERA	GE	17.00	83.7	73	156.7
3	レノバ	ベスタス	24.50	58.7	91	149.7
4	九電みらいエナジー	シーメンス	18.40	78.2	66	144.2
5	日本風力開発	GE	23.00	62.6	78	140.6
					は最高得点	

?1??1?????????????????

??????GE?????????????????????????2????GE?????????????????GE?????????????????????????

??????????????????????????????????

????????????????????????????????

??????????????????????????????????

?4?????????????????4????

2030????1,000?kW??

??????????????3??????????????????????????????????????

? ??????????????????????????????????

??

??????????????

????????????

??IPCC?????????????GCM?General Circulation Model??

1????CO2??????????????????????????????????????

??

?????????

? ? ? ? ? ? ? ? ? ? ? ? ?
GCM??3??

??100km??

?????4????

1. **? ? ? ? ? ? ? ? ? ? ? ? ? ? ?**
   ??
2. **? ? ? ? ? ? ? ? ? ? ?**
   ??
3. **? ? ? ? ? ? ? ? ? ? ? ? ?**
   ??????100?250km??

??????????INM-CM????Institute of Numerical Mathematics, Russia??

???Happer & Lindzen??????EPA?????2023?7?19?????1979???2016??????CMIP5??102????????????????????????INM-CM??

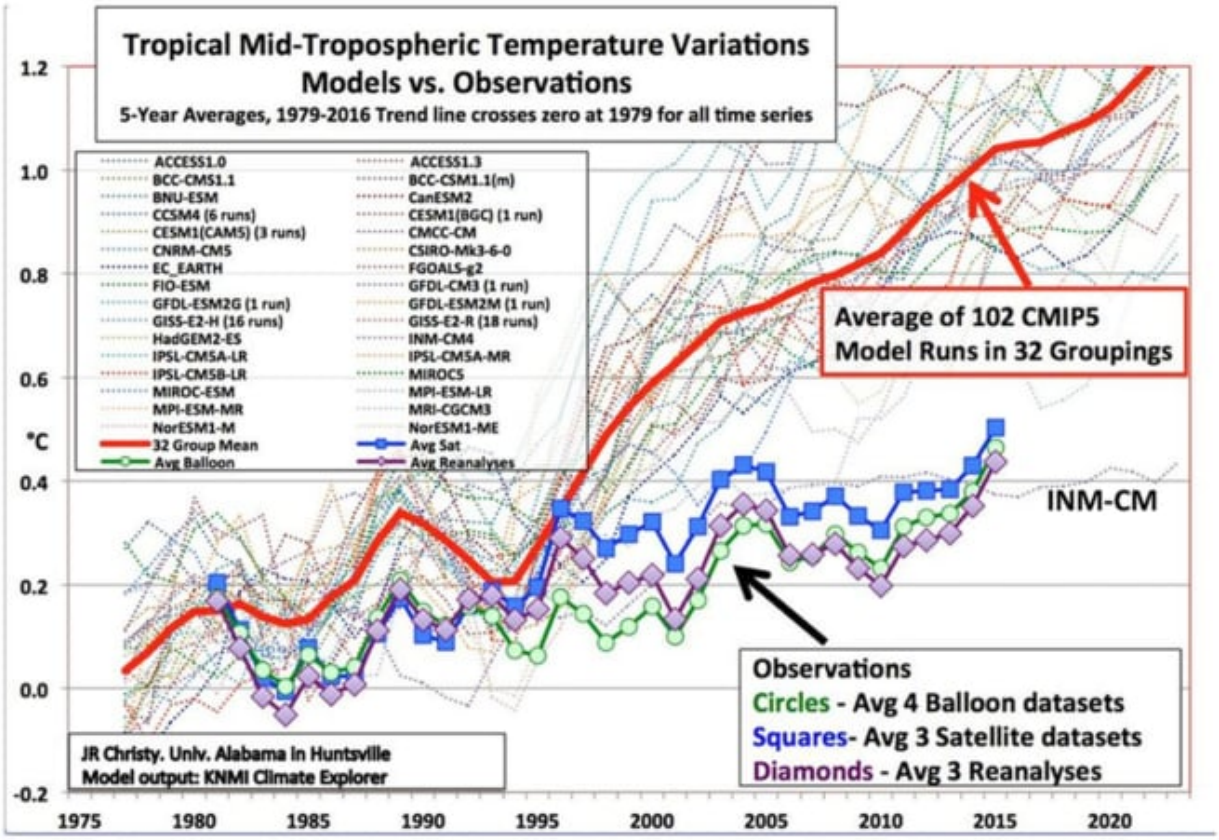

?????????

IPCC??

???????”The U.N. owns the science of climate”??CO2????????????????????EU???

??

Posted in ???, ????? | No Comments »

?????????IEA???????????

?? ??? · Saturday, April 5th, 2025

coffeekai/iStock

??????????IEA???????World Energy Outlook?WEO???WEO????????????

??2?????????????????IEA?????????????????????IEA??????????WEO2024????????????????????????????

https://agora-web.jp/archives/250202010201.html

?????????????????????4???WEO?????STEPS??????????????

WEO??2021???WEO2021???STEPS?APS?NZE???3??????????????????????????STEPS??????? ???

???????????backcast??NZE?2050????CO2??????????APS?????????????????????????????STEPS ?forecat???[?1?]?

?????????CO2???

WEO2021?WEO2024?STEPS?????????????????????CO_2????????1????

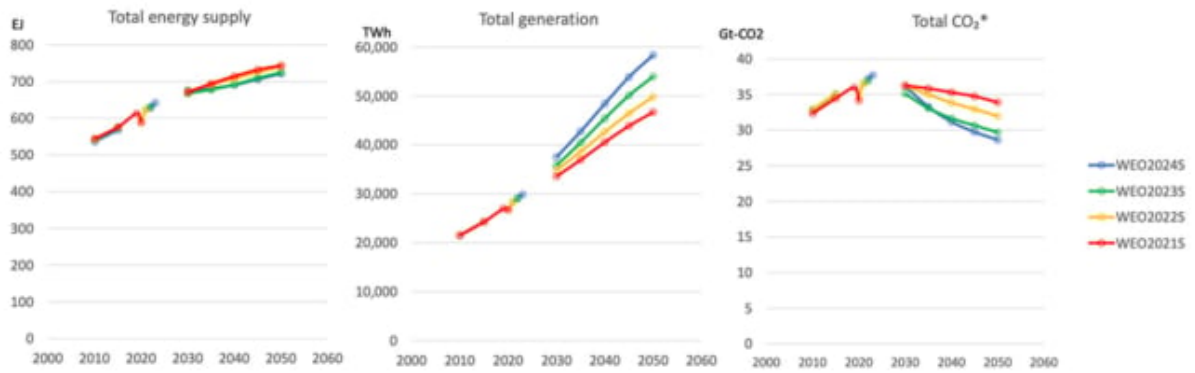

?1?WEO2021?WEO2024 STEPS?????????????????????????CO2??????

??????????CO_2????WEO2021?????????????????down?????????????WEO2021????????????????? ?up??????

WEO2021?WEO2024???CO2?????????????????????????? ?????????????????????????????GDP???CO2???????????? ?????????????????????

?????????????

?????????up?CO2???????down?????????????????WEO2021?WEO2024 STEPS?????????????????????????????CO_2??????????????????2?

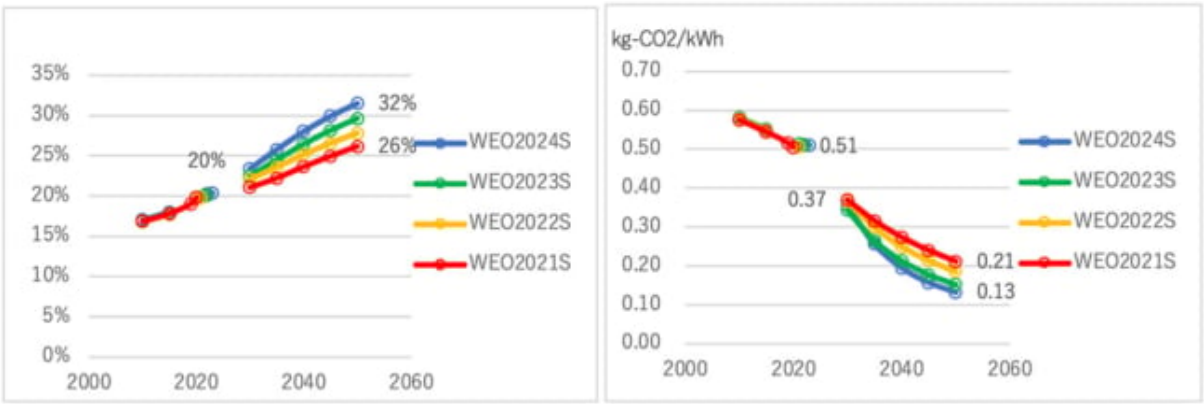

?2?WEO2021?WEO2024 STEPS??????????CO2???????

??????????????????????up?????WEO2024?2050??32%?WEO2021????2???up???????

?????????CO2????????down?????WEO2024?2050???WEO2021????4?????????1/4????

?????1????CO_2???????down???????????up?×???CO2??????????down?????????????

?????????????3?????????????????????????????2022???????35%??????????55%??STEPS????????WEO2021?WEO2024??3???????????

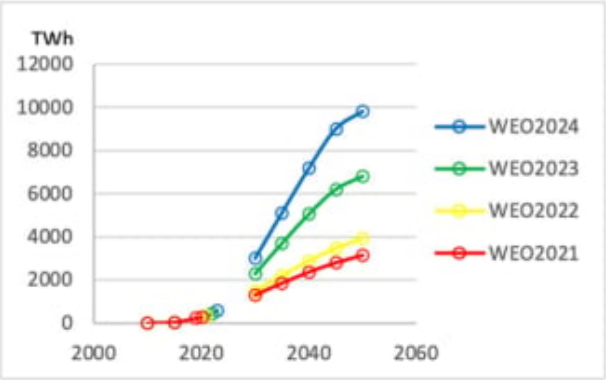

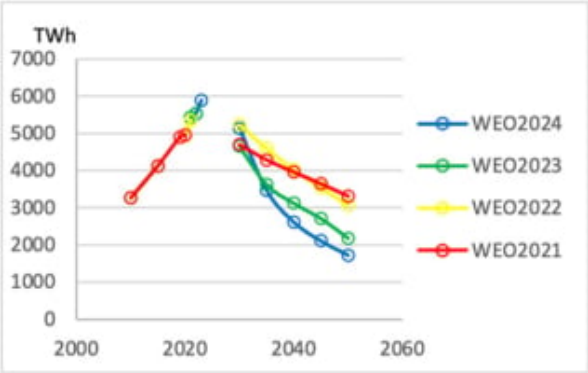

?3 WEO2021?WEO2024 STEPS??????????????????????????

WEO2022?????????????????up????????WEO2024?2050???WEO2021?3?????????????????????????????

????????????????????????STEPS??2030?????????????????????WEO2021?WEO2024?????down????WEO2024??2030???2050?????70%???????????

????????????????????????CO2????????[22?]????4???????????

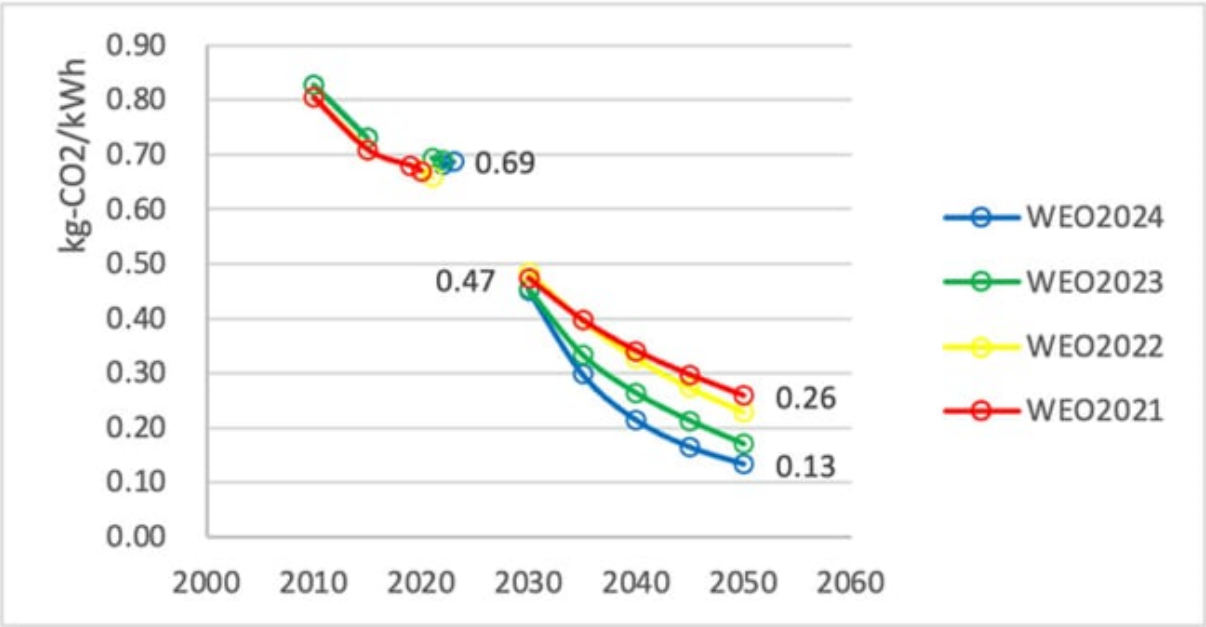

?4 WEO2021?WEO2024 STEPS??????CO2????

????0.7kg-CO2/kWh????????WEO2021?WEO2024?2050??????????????????????????down?????WEO2024?2050??0.13kg-CO2/kWh?WEO2021?1/2????1/5????????2????CO2???????????

???STEPS???????CO2???????????down???????CO2?????????CO2???????down?????????????

????????????????????????5???

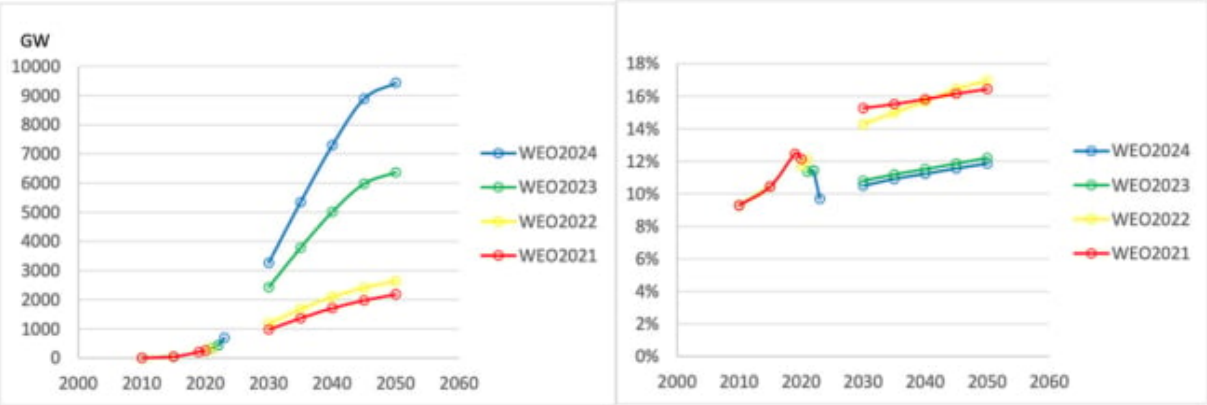

?5 WEO2021?WEO2024 STEPS??????????????????????

STEPS??????????????up?????WEO2024??2050???WEO2021??4???????????2030????????????3300GW?????????????????????????????????????2030????1200GW?????WEO2024 AnnexB?????3?????????????????????[?3?]?

??

????STEPS??2030??????????????WEO2024??????????6?????????????????2030???20???2050??50???STEPS??[?4?]?

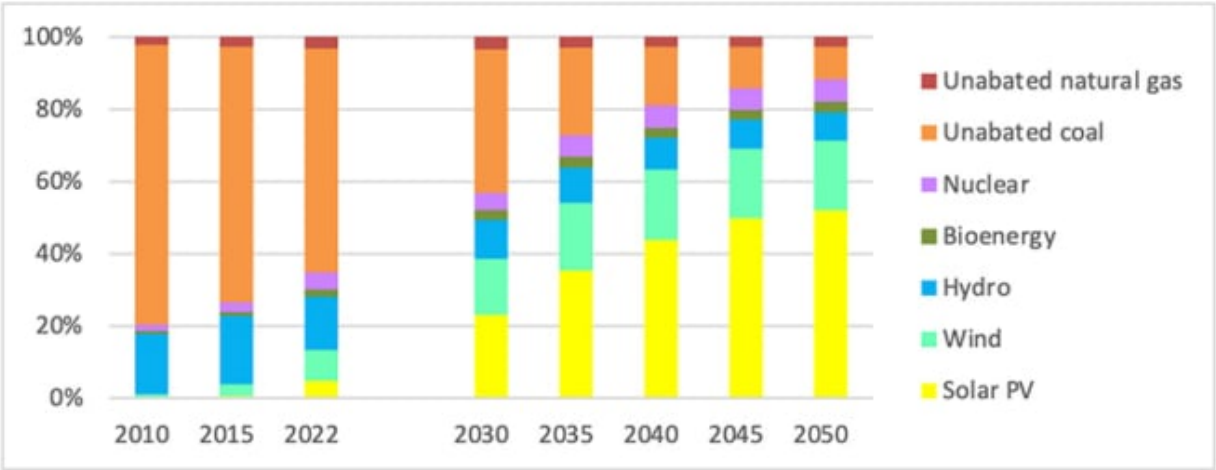

?6?WEO2024 STEPS?????????????

???WEO??????????forecat????????????STEPS??

?????WEO??

IEA?STEPS??

forecast?????????????????STEPS??????IEA??

?

????????????????????IEA?website???????

IEA, WEO2021_AnnexAExtended_Data
IEA, WEO2022_Extended_Data
IEA, WEO2023_Extended_Data
IEA, WEO2024_Extended_Data

?

?1?2100??????????????????????STEPS?2.4??APS?1.7??NZE?1.5??????50????????????????????3????????2050????????97???2050???????GDP????3.0?2.7??????????????

?2????CO2 ??CO2??

?3?WEO2024???????2030????????????????????????????????3????????????????????????

?4??

oliver de la haye/iStock

??

??

??????????

??????????????????????????????????????

- ??????????????????
- ??????????????????????????????????????
- ??

??????????????????????????????

??????????????????????????

- ??????????????????????????????????
- ????????????????????????????????? ? ????????????????????
- ????????????????

??

電源種別	安定性	運転面での柔軟性	備考
原子力	高	低	定常運転が基本
石炭火力	高	低〜中	ベースロード向き
ガス火力（CC）	中	中〜高	調整運転に対応
ディーゼル	低	高	短時間ピーク対応
揚水発電	低	高	ピーク調整用
蓄電池	低	高	短時間の需給調整に有効
水素発電（将来型）	中	中〜高	再エネとの連携用途も期待
風力発電（陸上）	低	低	出力が天候に大きく依存
太陽光発電（メガソーラー）	低	低	昼間限定・出力変動大

????????

?????????

??

観点	内容
エネルギーシステムの全体設計	ベースロード・ミドル・ピーク・変動の役割分担を明確に
装置設計と運転の整合性	設備の運転制約と寿命設計を前提にした運用計画
市場制度とインセンティブの再設計	変動対応のコストやリスクを適切に反映する市場構造
エネルギー教育の見直し	エネルギー供給の現実的なプロセス理解を普及

?????????

??

??????????????

- ??????????????????????
- ????????????????????????????????
- ????????????????????

??

???

??????????????????????LCOE?FCOE???LCOE????
???????FCOE?????????????LCOE???

???FCOE???
??

??

電源種別	主な特徴	運転性（制御性）	長所	短所
原子力	ベースロード電源、出力安定	低（出力変動に不向き）	・CO_2排出ゼロ ・燃料コスト低 ・安定供給	・起動・停止に時間 ・安全・廃棄物問題
石炭火力	ベースロード向け、安価な燃料	低〜中	・大量発電可能 ・安価な安定電源	・CO_2・大気汚染物質排出 ・柔軟性に欠ける
ガス火力（CC）	ミドル電源、柔軟な運転が可能	中〜高	・出力調整が可能 ・比較的クリーン	・燃料価格変動に影響 ・再エネ変動対応には限界
ディーゼル	非常用・ピーク電源	高（即応性あり）	・短時間起動可能 ・小規模設備でも可	・発電コスト高 ・騒音・排ガス
揚水発電	水力の一種、蓄電的な役割	高（短時間で出力変化）	・ピーク調整可 ・即応性◎	・立地制限あり ・建設コスト大
蓄電池	変動追従用、短時間用途が主	高	・即応性◎ ・系統安定化に有効	・コスト高 ・長時間出力が不可
水素発電（将来型）	再エネ余剰電力活用型（将来型）	中〜高（設計による）	・CO_2フリー ・長期貯蔵が可能	・低効率 ・インフラ整備未整備
風力発電（陸上）	自然変動型、地域差大	低	・CO_2ゼロ ・運転コスト低	・出力不安定 ・騒音、景観の問題
太陽光発電（メガソーラー）	変動型（昼間限定）	低	・CO_2ゼロ ・設置が容易	・夜間発電不可 ・設備利用率が低い

?????????????????

電源種別	設備利用率（%）	LCOE（円/kWh）	FCOE（円/kWh）	安全性・リスク	立地制約	導入の柔軟性
原子力	80	11	14	高（事故時大規模）	高（冷却水・地質）	低（大型・規制厳）
石炭火力	70	13	18	中（公害・微粒子）	中（輸送・排ガス）	中
ガス火力（CC）	60	12	16	中（漏洩・爆発）	低	高
ディーゼル	10	30	40	低〜中	低	高
揚水発電	10	20	32	低	高（地形・水資源）	低
蓄電池	5	25	38	低	低	中
水素発電（将来型）	30	30	45	中（H2 漏れ）	中（設備・貯蔵）	中
風力発電（陸上）	25	11	22	低	高（風況・地形）	中
太陽光発電（メガソーラー）	17	10	28	低	低（平地）	高

??????????LCOE?FCOE?????????????????????
?LCOE?Levelized Cost of Electricity?????????
?FCOE?Full Cost of Electricity?????????

Posted in ??????????, ??? | No Comments »

??????????????????????????

?? ?? · Thursday, April 3rd, 2025

?????????????????????????Powering Africa??

??????????????
????????HP???

??

> ??

?????????CO2??

??

mesh cube/iStock

??

??

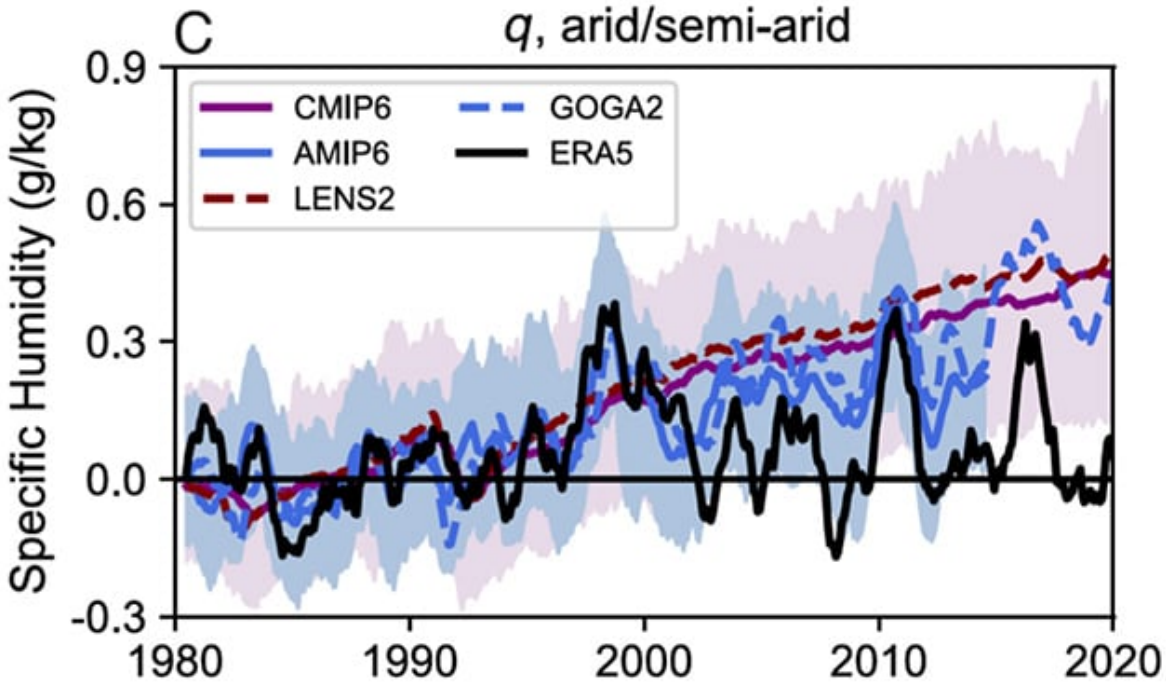

??????????????2021??IPCC?6??1980-1990????????????????????

??

??????????????????RH???D??????????C??

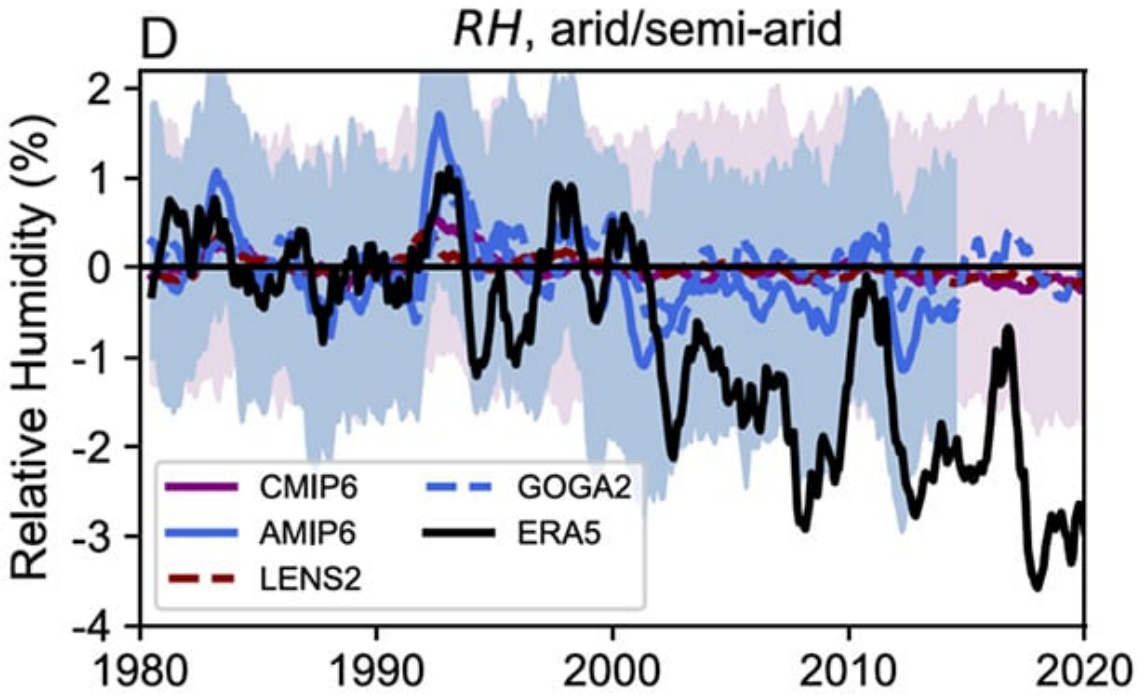

??

??????????????

The White House??

??????????????????????????

??????????????????????????10??????????????????????

??????????????????????2025??10?????10??10?????8????????????

???????CSIS??6.5??????

??

??

????????????????????????????????????IPCC??

IRA???

IRA?????????????????21???7?8??CCUS??

??

??????????????????????????????

?? ?? · Tuesday, April 1st, 2025

ByoungJoo/iStock

??????

????????????????????????????????

????????——

????????????????

????2006?????????????20???

??

??

?????????????

??

???

??1????????????????

??

??5000?
??DC??

????????????????????????????

????????????

??5???
???????

? ? ? ? ? ? ? K O R E A
WAVE?????????????????????6000?7000?????????????????????????SLBM?????????????????SLCM?????
????10????????????????????????????????????

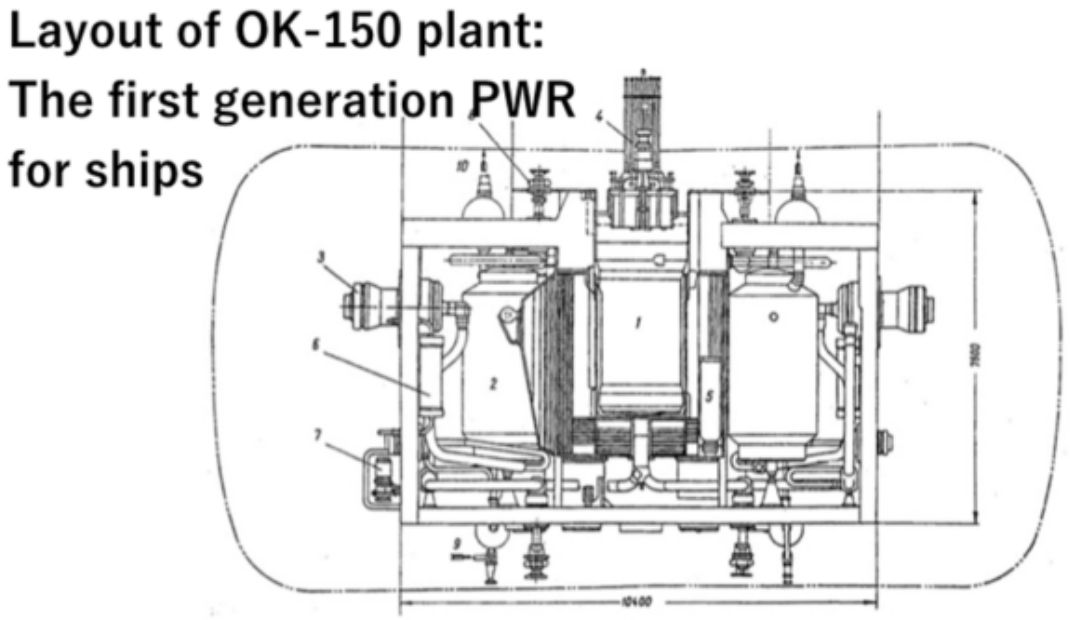

Fig. 6. Layout of the OK-150 plant. 1: Reactor, 2: Steam generator, 3: Main circulation pumps, 4: Control rod drives mechanism, 5: Filter, 6: Cooler, 7: Emergency cooling pump, 8: Primary circuit pressure relief valve, 9: Feedwater inlet, 10: Steam outlet (Reistad et. al., 2006).

????????????????????????OK-150??????
1????????????1.5m????3m??2???????
Nuclear Naval Propulsion

??2?????

1. ????????????
2. ???????20???????

????????——????????????????????1????????????2m???

????????????????????3??10m???

??

??????——???20?????????????????????????????????90???

????1.?2.???

??5????????????????????

??????——????????????????????

??

??

??????????6??

??

wen ya/iStock

70??????????????????????????????

?1??????????????????????????????????????1975????70??64?????
?????70??

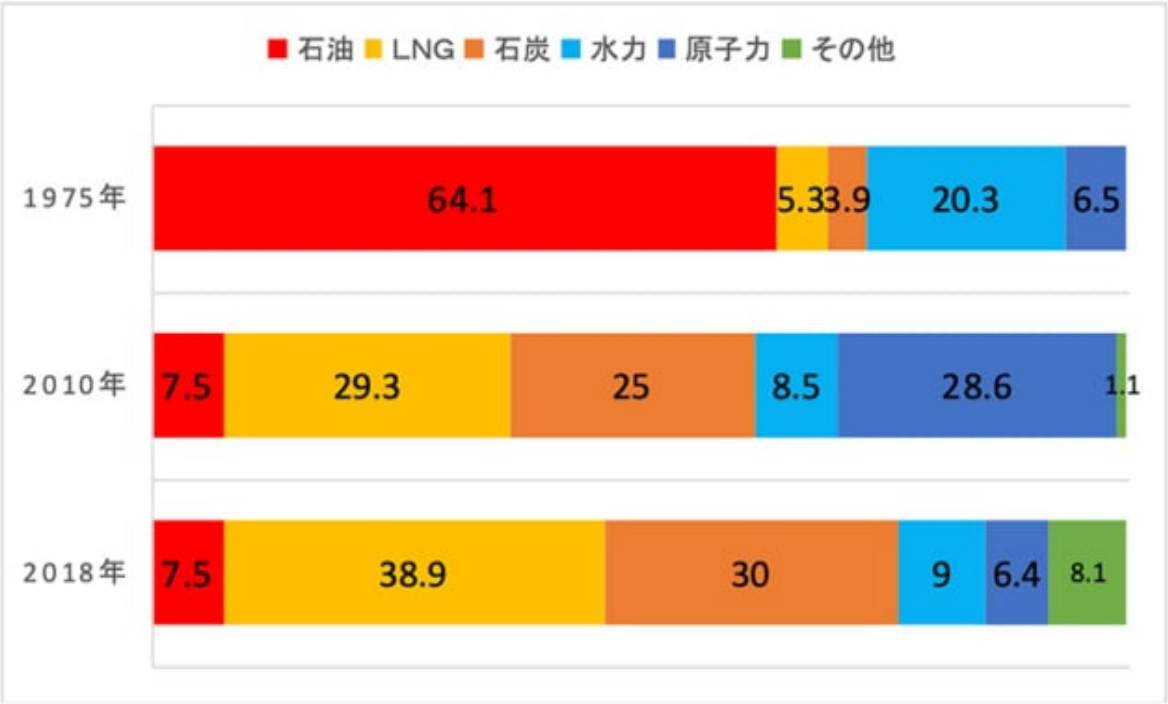

?1 ?????????????????

??????????

??????????????????2???????1??????????????????1????????LNG????????????????????

???????????2010?????????????????????????????????28.6??LNG29.3????25.0????????30?????????????????????????????7.5%???????

??

?????2018??28.6%?6.4%????????????????????????????????LNG29.3%?38.9%???25%?30%?????LNG????????????????????

????????????????????

????????LNG????????????

????????????????????KWh???

??

??

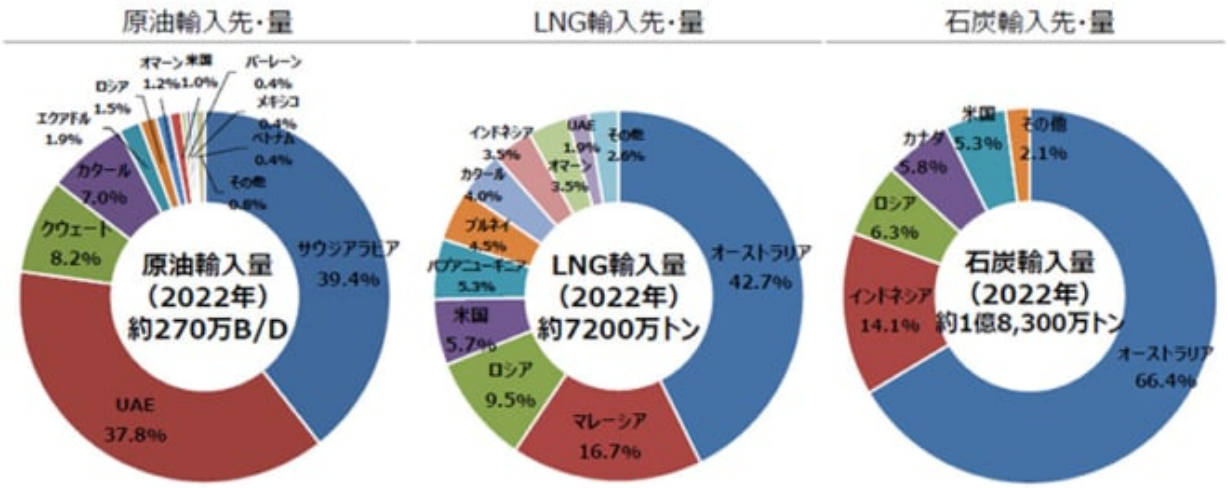
原油輸入先・量
原油輸入量
（2022年）
約270万B/D
サウジアラビア
39.4%
UAE
37.8%
クウェート
8.2%
カタール
7.0%
エクアドル
1.9%
ロシア
1.5%
オマーン
1.2%
米国
1.0%
バーレーン
0.4%
メキシコ
0.4%
ベトナム
0.4%
その他
0.8%
LNG輸入先・量
LNG輸入量
（2022年）
約7200万トン
オーストラリア
42.7%
マレーシア
16.7%
ロシア
9.5%
米国
5.7%
パプアニューギニア
5.3%
ブルネイ
4.5%
カタール
4.0%
インドネシア
3.5%
オマーン
3.5%
UAE
1.9%
その他
2.6%
石炭輸入先・量
石炭輸入量
（2022年）
約1億8,300万トン
オーストラリア
66.4%
インドネシア
14.1%
ロシア
6.3%
カナダ
5.8%
米国
5.3%
その他
2.1%

?2???????????
?????????

????????????????C?????

??????????????????????????????????C?????????????????????????????????C?????????????????????
??????

????????????????????????????????

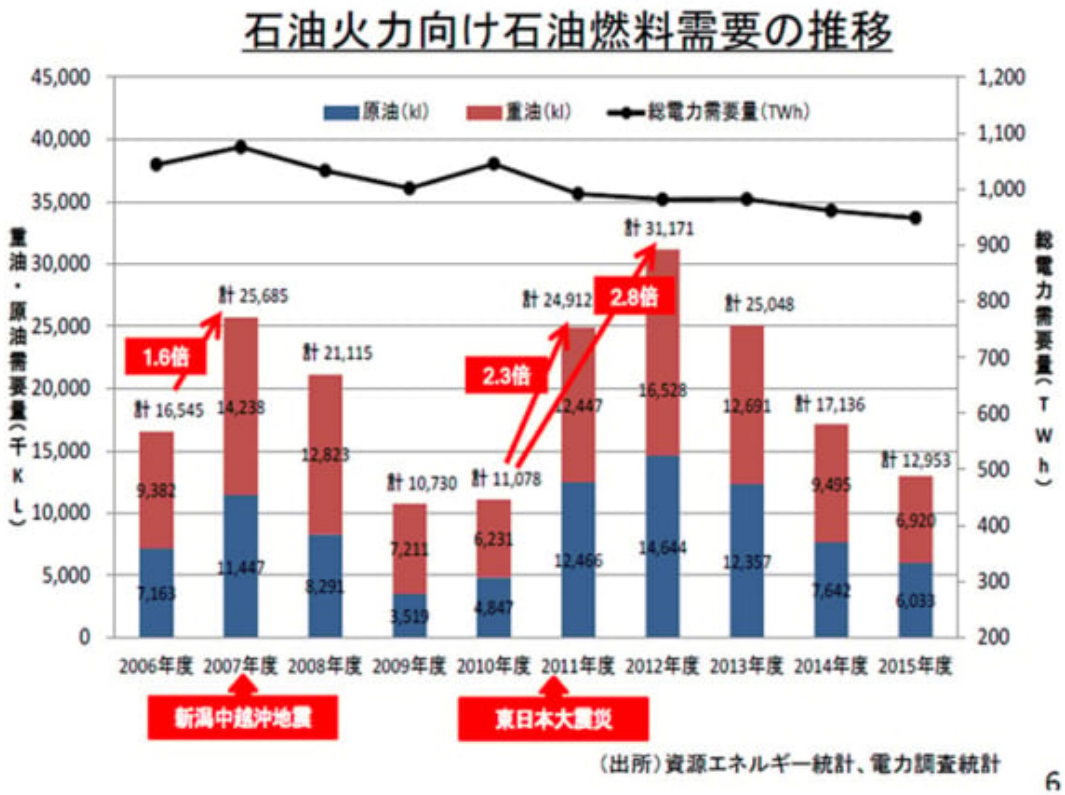
石油火力向け石油燃料需要の推移
原油(kl)
重油(kl)
総電力需要量(TWh)
重油・原油需要量(千kl)
総電力需要量(TWh)
45,000
40,000
35,000
30,000
25,000
20,000
15,000
10,000
5,000
0
1,200
1,100
1,000
900
800
700
600
500
400
300
200
計 16,545
計 25,685
計 21,115
計 10,730
計 11,078
計 24,912
計 31,171
計 25,048
計 17,136
計 12,953
1.6倍
2.3倍
2.8倍
9,382
14,238
12,823
7,211
6,231
12,447
16,528
12,691
9,495
6,920
7,163
11,447
8,291
3,519
4,847
12,466
14,644
12,357
7,642
6,033
2006年度
2007年度
2008年度
2009年度
2010年度
2011年度
2012年度
2013年度
2014年度
2015年度
新潟中越沖地震
東日本大震災
(出所)資源エネルギー統計、電力調査統計
6

?3?????????????????

?3?????????????????

Posted in ??????????, ??? | No Comments »

GX??????????????????????????????

?? ?? · Friday, March 28th, 2025



BBuilder/iStock

GX???

??

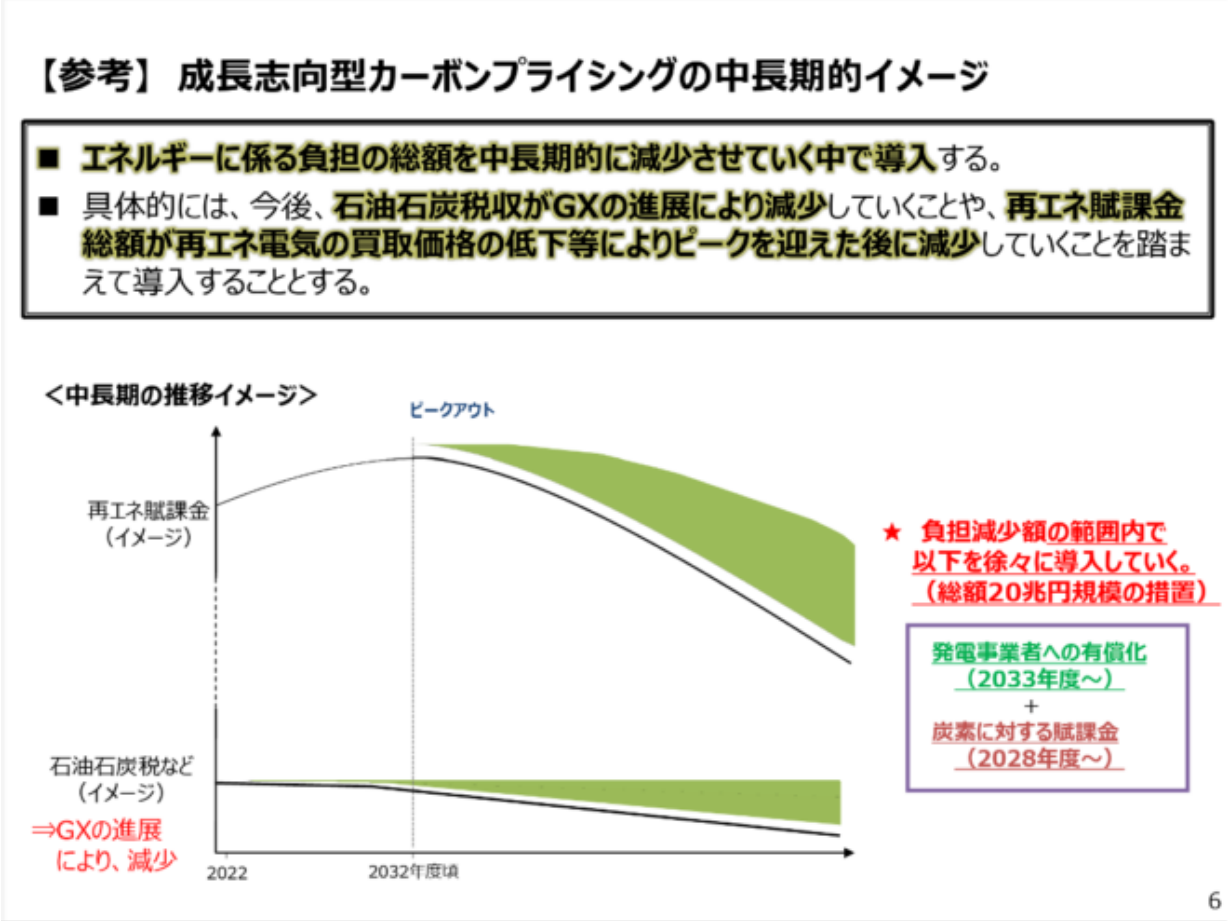
【参考】 成長志向型カーボンプライシングの中長期的イメージ
■ エネルギーに係る負担の総額を中長期的に減少させていく中で導入する。
■ 具体的には、今後、石油石炭税収がGXの進展により減少していくことや、再エネ賦課金総額が再エネ電気の買取価格の低下等によりピークを迎えた後に減少していくことを踏まえて導入することとする。
<中長期の推移イメージ>
ピークアウト
再エネ賦課金
（イメージ）
石油石炭税など
（イメージ）
⇒GXの進展
により、減少
2022
2032年度頃
★ 負担減少額の範囲内で
以下を徐々に導入していく。
（総額20兆円規模の措置）
発電事業者への有償化
（2033年度～）
+
炭素に対する賦課金
（2028年度～）
6

?1?????????????????????????????p6

??????????????????????????????



?2????????????????

??????????2?6500?????????6500??????????????????????????????????20????????????????????????????????
2030???????30?????????

30??????????20???1.5????????????

?????30????????GX??GX????????????????????????????
????????????????????30??

??

?????2?2030??????2035??2040????????????????????

????????????

- ?????????????????????????
- ??
- ?????????????????????????

?????GX??????????????????GX??

?

?????????????????????? ???

Posted in ??????????, ??? | No Comments »

??????EV?????????

?? ?? · Thursday, March 27th, 2025

Marcus Lindstrom/iStock

??????????EV??????????????????????????????????

?????????ACEA?????????2024?8?????????EV??????????70?????2?7024???????????EU???EV??
????????????????????????????33???1?3143??????????EU?????EV?????????????????????

???????????????ACEA???
??EU?????????????????????????????????????VW??BMW??
????????

???????????EV???Northvolt????????????Ett????????
????????????????????1600???

Northvolt axes 1600 jobs as EV slowdown bites

???????EV?????????????????EV???60??
?35????????????????????????????????

????????????????????EV???????ICE???1??????190??
????

??2030???2035???5???????????EV
????????????EV????????????????

??EV????????????????????????????
????????????????????????????????????

????????????????????????QBE??2023??????46????????????????????
?????EV??EV????????????????????????

UK fire services face 46% increase in fires linked to lithium-ion batteries

????????????EV??
??????EV??

????????????

- 2024?8??EV??????????70????????33???
- ACEA?????????EU?????????????????????
- ????????????????1600???????
- ??????EV?????????????????????
- ????????????????????????
- ??EV????????????????????????
- ????EV??????????????46????
- ???EV????????????????????????????????

?????????EV??????????

1. **??????????**
   ?????????EV??
2. **??????????**
   EV????????????????????????e-fuel??
3. **????????????????????**
   ????????????????EV??

4. **????????????????????**
   EV??

????????????????????????????????????EV??

Posted in ??????????, ??? | No Comments »

?????????????????MAGA??“MEGA”?

?? ?? · Wednesday, March 26th, 2025

Evgeny Gromov/iStock

3?10????????????????????????????????????2.0???????50??

??????????????

??????????????